

# Appendix I: Quantitative reporting templates

## S.01.01.01.01 - Content of the submission

Rows
Template Code - Template name
<a href="#">S.02.01.01 - Balance sheet</a>
<a href="#">S.04.05.01 - Activity by country - location of risk</a>
<a href="#">S.05.01.01 - Premiums, claims and expenses by line of business</a>
<a href="#">S.12.01.01 - Life and Health SLT Technical Provisions</a>
<a href="#">S.17.01.01 - Non-Life Technical Provisions</a>
<a href="#">S.19.01.01 - Non-life insurance claims</a>
<a href="#">S.23.01.01 - Own funds</a>
<a href="#">S.25.01.01 - Solvency Capital Requirement - for undertakings on Standard Formula</a>
<a href="#">S.28.01.01 - Minimum Capital Requirement - Only life or only non-life insurance or reinsurance activity</a>

## Balance sheet

### S.02.01.01.01 - Balance sheet

		Columns	
		Solvency II value	Statutory accounts value
		C0010	C0020
Rows			
Assets	AR0009		
Goodwill	R0010		
Deferred acquisition costs	R0020		
Intangible assets	R0030	0,00	0,00
Deferred tax assets	R0040	0,00	30.489.629,00
Pension benefit surplus	R0050	0,00	0,00
Property, plant & equipment held for own use	R0060	0,00	0,00
Investments (other than assets held for index-linked and unit-linked contracts)	R0070	312.506.446,76	312.506.446,76
Property (other than for own use)	R0080	0,00	0,00
Holdings in related undertakings, including participations	R0090	0,00	0,00
Equities	R0100	0,00	0,00
Equities - listed	R0110	0,00	0,00
Equities - unlisted	R0120	0,00	0,00
Bonds	R0130	0,00	0,00
Government Bonds	R0140	0,00	0,00
Corporate Bonds	R0150	0,00	0,00
Structured notes	R0160	0,00	0,00
Collateralised securities	R0170	0,00	0,00
Collective Investments Undertakings	R0180	312.506.446,76	312.506.446,76
Derivatives	R0190	0,00	0,00
Deposits other than cash equivalents	R0200	0,00	0,00
Other investments	R0210	0,00	0,00
Assets held for index-linked and unit-linked contracts	R0220	0,00	0,00
Loans and mortgages	R0230	0,00	0,00
Loans on policies	R0240	0,00	0,00
Loans and mortgages to individuals	R0250	0,00	0,00
Other loans and mortgages	R0260	0,00	0,00
Reinsurance recoverables from:	R0270	11.378.387,00	11.378.387,00
Non-life and health similar to non-life	R0280	589.131,83	589.131,83
Non-life excluding health	R0290	0,00	0,00
Health similar to non-life	R0300	589.131,83	589.131,83
Life and health similar to life, excluding health and index-linked and unit-linked	R0310	10.789.255,17	10.789.255,17
Health similar to life	R0320	10.789.255,17	10.789.255,17
Life excluding health and index-linked and unit-linked	R0330	0,00	0,00
Life index-linked and unit-linked	R0340	0,00	0,00
Deposits to cedants	R0350	0,00	0,00
Insurance and intermediaries receivables	R0360	1.877.367,05	1.877.367,05
Reinsurance receivables	R0370	0,00	0,00
Receivables (trade, not insurance)	R0380	2.199.242,00	2.199.242,00
Own shares (held directly)	R0390	0,00	0,00
Amounts due in respect of own fund items or initial fund called up but not yet paid in	R0400	0,00	0,00
Cash and cash equivalents	R0410	8.527,97	8.527,97
Any other assets, not elsewhere shown	R0420	0,00	0,00
Total assets	R0500	327.969.970,78	358.459.599,78
Liabilities	AR0509		
Technical provisions - non-life	R0510	66.924.944,13	66.924.944,13
Technical provisions - non-life (excluding health)	R0520	21.402.860,93	21.402.860,93
Technical provisions calculated as a whole	R0530	0,00	
Best Estimate	R0540	18.612.397,00	
Risk margin	R0550	2.790.463,93	
Technical provisions - health (similar to non-life)	R0560	45.522.083,19	45.522.083,19
Technical provisions calculated as a whole	R0570	0,00	
Best Estimate	R0580	42.996.922,56	
Risk margin	R0590	2.525.160,63	
Technical provisions - life (excluding index-linked and unit-linked)	R0600	70.688.211,21	70.688.211,21
Technical provisions - health (similar to life)	R0610	70.688.211,21	70.688.211,21
Technical provisions calculated as a whole	R0620	0,00	
Best Estimate	R0630	66.767.057,44	
Risk margin	R0640	3.921.153,77	
Technical provisions - life (excluding health and index-linked and unit-linked)	R0650	0,00	
Technical provisions calculated as a whole	R0660	0,00	
Best Estimate	R0670	0,00	
Risk margin	R0680	0,00	
Technical provisions - index-linked and unit-linked	R0690	0,00	
Technical provisions calculated as a whole	R0700	0,00	
Best Estimate	R0710	0,00	
Risk margin	R0720	0,00	
Other technical provisions	R0730		0,00
Contingent liabilities	R0740	0,00	0,00
Provisions other than technical provisions	R0750	0,00	0,00
Pension benefit obligations	R0760	0,00	0,00
Deposits from reinsurers	R0770	0,00	0,00
Deferred tax liabilities	R0780	0,00	0,00
Derivatives	R0790	0,00	0,00
Debts owed to credit institutions	R0800	0,00	0,00
Financial liabilities other than debts owed to credit institutions	R0810	15.385.550,57	15.385.550,57
Insurance & intermediaries payables	R0820	0,00	0,00
Reinsurance payables	R0830	0,00	0,00
Payables (trade, not insurance)	R0840	0,00	0,00
Subordinated liabilities	R0850	0,00	0,00
Subordinated liabilities not in Basic Own Funds	R0860	0,00	0,00
Subordinated liabilities in Basic Own Funds	R0870	0,00	0,00
Any other liabilities, not elsewhere shown	R0880	0,00	0,00
Total liabilities	R0900	152.998.705,90	152.998.705,90
Excess of assets over liabilities	R1000	174.971.264,88	205.460.893,88

## Activity by country - location of risk

### S.04.05.01.01 - Total underwriting entity activity

Sheets

Z Axis:	Z0001	1
Line of business	Z0010	Casualty [accepted non-proportional reinsurance]
Underwriting entity code	Z0020	LEI/549300ZASS3J2C6WVK09

		Columns
		Total of business written by the undertakings
		C0010
Rows		
Premiums written (gross)	R0020	7.095.836,00
Premiums earned (gross)	R0030	7.095.836,00
Claims incurred (gross)	R0040	710.640,20
Expenses incurred (gross)	R0050	2.167.099,60

### S.04.05.01.02 - Activity by country - location of risk

Sheets


Z Axis:	Z0001	1
Line of business	Z0010	Casualty [accepted non-proportional reinsurance]
Underwriting entity code	Z0020	LEI/549300ZASS3J2C6WVK09


		Columns	Columns	Columns	Columns
		Total by country	Total by country	Total by country	Total by country
		C0020	C0020	C0020	C0020
Country	R0010	DENMARK	GERMANY	POLAND	SWEDEN
Rows					
Premiums written (gross)	R0020	5.295.209,00	888.383,00	912.244,00	0,00
Premiums earned (gross)	R0030	5.295.209,00	888.383,00	912.244,00	0,00
Claims incurred (gross)	R0040	-1.083.351,87	-359.529,27	2.157.693,70	-4.172,37
Expenses incurred (gross)	R0050	1.617.180,18	271.316,09	278.603,34	0,00

## Activity by country - location of risk

### S.04.05.01.01 - Total underwriting entity activity


Sheets


Z Axis:	<b>Z0001</b>	 1
Line of business	<b>Z0010</b>	Workers' compensation insurance [accepted proportional reinsurance]
Underwriting entity code	<b>Z0020</b>	LEI/549300ZASS3J2C6WVK09

		Columns
		Total of business written by the undertakings
		<b>C0010</b>
Rows		
Premiums written (gross)	<b>R0020</b>	19.264.500,00
Premiums earned (gross)	<b>R0030</b>	19.264.500,00
Claims incurred (gross)	<b>R0040</b>	14.920.696,85
Expenses incurred (gross)	<b>R0050</b>	1.343.936,41

### S.04.05.01.02 - Activity by country - location of risk

Sheets


Z Axis:	<b>Z0001</b>	 1
Line of business	<b>Z0010</b>	Workers' compensation insurance [accepted proportional reinsurance]
Underwriting entity code	<b>Z0020</b>	LEI/549300ZASS3J2C6WVK09


		Columns
		Total by country
		<b>C0020</b>
Country	<b>R0010</b>	DENMARK
Rows		
Premiums written (gross)	<b>R0020</b>	19.264.500,00
Premiums earned (gross)	<b>R0030</b>	19.264.500,00
Claims incurred (gross)	<b>R0040</b>	14.920.696,85
Expenses incurred (gross)	<b>R0050</b>	1.343.936,41

## Activity by country - location of risk

### S.04.05.01.01 - Total underwriting entity activity


Sheets


Z Axis:	<b>Z0001</b>	 1
Line of business	<b>Z0010</b>	Annuities stemming from non-life insurance contracts and relating to health insurance obligations
Underwriting entity code	<b>Z0020</b>	LEI/549300ZASS3J2C6WVK09

		Columns
		Total of business written by the undertakings
		<b>C0010</b>
Rows		
Premiums written (gross)	<b>R0020</b>	
Premiums earned (gross)	<b>R0030</b>	
Claims incurred (gross)	<b>R0040</b>	11.535.987,80
Expenses incurred (gross)	<b>R0050</b>	

### S.04.05.01.02 - Activity by country - location of risk

Sheets


Z Axis:	<b>Z0001</b>	 1
Line of business	<b>Z0010</b>	Annuities stemming from non-life insurance contracts and relating to health insurance obligations
Underwriting entity code	<b>Z0020</b>	LEI/549300ZASS3J2C6WVK09


		Columns
		Total by country
		<b>C0020</b>
Country	<b>R0010</b>	DENMARK
Rows		
Premiums written (gross)	<b>R0020</b>	
Premiums earned (gross)	<b>R0030</b>	
Claims incurred (gross)	<b>R0040</b>	11.535.987,80
Expenses incurred (gross)	<b>R0050</b>	

## Activity by country - location of risk

### S.04.05.01.01 - Total underwriting entity activity


Sheets




Z Axis:	Z0001	 1
Line of business	Z0010	Property [accepted non-proportional reinsurance]
Underwriting entity code	Z0020	LEI/549300ZASS3J2C6WVK09

		Columns
		Total of business written by the undertakings
		C0010
Rows		
Premiums written (gross)	R0020	21.912.987,00
Premiums earned (gross)	R0030	21.912.987,00
Claims incurred (gross)	R0040	5.894.445,94
Expenses incurred (gross)	R0050	2.246.585,45

### S.04.05.01.02 - Activity by country - location of risk

Sheets

Z Axis:	Z0001	 1
Line of business	Z0010	Property [accepted non-proportional reinsurance]
Underwriting entity code	Z0020	LEI/549300ZASS3J2C6WVK09

		Columns	Columns	Columns
		Total by country	Total by country	Total by country
		C0020	C0020	C0020
Country	R0010	DENMARK	GERMANY	POLAND
Rows				
Premiums written (gross)	R0020	15.368.920,00	2.597.659,00	3.946.408,00
Premiums earned (gross)	R0030	15.368.920,00	2.597.659,00	3.946.408,00
Claims incurred (gross)	R0040	7.134.545,56	-773.432,93	-466.666,69
Expenses incurred (gross)	R0050	1.575.667,98	266.319,83	404.597,64



## S.12.01.01.01 - Life and Health SIFT Technical Provisions

	Balance																			
	Insurance with profit participation	Interest-linked and cash-linked insurance				Other life insurance				Assigned reinsurance				Total (if other than health insurance, include cash value)				Health insurance (direct business)		Total health (including all life insurance)
		Contracts without options or guarantees	Contracts with options or guarantees	Options at maturity	Options	Contracts without options or guarantees	Contracts with options or guarantees	Options at maturity	Options	Insurance with profit participation	Interest-linked and cash-linked insurance	Other life insurance	Assigned reinsurance from other companies	Contracts without options or guarantees	Contracts with options or guarantees	Options at maturity	Options			
	USD	USD	USD	USD	USD	USD	USD	USD	USD	USD	USD	USD	USD	USD	USD	USD	USD			
<b>Total</b>																				
Technical provisions calculated as a single																				
Total Recoverables from reinsurers(CPV and Firms Re after the adjustment for expected losses due to counterparty default, recorded by IT) included in a single																				
Technical provisions calculated as a sum of BE and BM																				
Best estimate																				
<b>Guaranteed Minimum</b>																				
Recoverables from reinsurers(CPV and Firms Re before the adjustment for expected losses due to counterparty default)																				
Recoverables from Firms Re (before adjustment for expected losses)																				
Recoverables from Firms Re before adjustment for expected losses																				
Recoverables from Firms Re before adjustment for expected losses																				
Best estimate for the reinsurers(CPV and Firms Re after the adjustment for expected losses due to counterparty default)																				
Best estimate for the reinsurers(CPV and Firms Re after the adjustment for expected losses due to counterparty default)																				
Best estimate for the reinsurers(CPV and Firms Re after the adjustment for expected losses due to counterparty default)																				
Best estimate for the reinsurers(CPV and Firms Re after the adjustment for expected losses due to counterparty default)																				
Best estimate for the reinsurers(CPV and Firms Re after the adjustment for expected losses due to counterparty default)																				
Best estimate for the reinsurers(CPV and Firms Re after the adjustment for expected losses due to counterparty default)																				
Best estimate for the reinsurers(CPV and Firms Re after the adjustment for expected losses due to counterparty default)																				
Best estimate for the reinsurers(CPV and Firms Re after the adjustment for expected losses due to counterparty default)																				
Best estimate for the reinsurers(CPV and Firms Re after the adjustment for expected losses due to counterparty default)																				
Best estimate for the reinsurers(CPV and Firms Re after the adjustment for expected losses due to counterparty default)																				
Best estimate for the reinsurers(CPV and Firms Re after the adjustment for expected losses due to counterparty default)																				
Best estimate for the reinsurers(CPV and Firms Re after the adjustment for expected losses due to counterparty default)																				
Best estimate for the reinsurers(CPV and Firms Re after the adjustment for expected losses due to counterparty default)																				
Best estimate for the reinsurers(CPV and Firms Re after the adjustment for expected losses due to counterparty default)																				
Best estimate for the reinsurers(CPV and Firms Re after the adjustment for expected losses due to counterparty default)																				
Best estimate for the reinsurers(CPV and Firms Re after the adjustment for expected losses due to counterparty default)																				
Best estimate for the reinsurers(CPV and Firms Re after the adjustment for expected losses due to counterparty default)																				
Best estimate for the reinsurers(CPV and Firms Re after the adjustment for expected losses due to counterparty default)																				
Best estimate for the reinsurers(CPV and Firms Re after the adjustment for expected losses due to counterparty default)																				
Best estimate for the reinsurers(CPV and Firms Re after the adjustment for expected losses due to counterparty default)																				
Best estimate for the reinsurers(CPV and Firms Re after the adjustment for expected losses due to counterparty default)																				
Best estimate for the reinsurers(CPV and Firms Re after the adjustment for expected losses due to counterparty default)																				
Best estimate for the reinsurers(CPV and Firms Re after the adjustment for expected losses due to counterparty default)																				
Best estimate for the reinsurers(CPV and Firms Re after the adjustment for expected losses due to counterparty default)																				
Best estimate for the reinsurers(CPV and Firms Re after the adjustment for expected losses due to counterparty default)																				
Best estimate for the reinsurers(CPV and Firms Re after the adjustment for expected losses due to counterparty default)																				
Best estimate for the reinsurers(CPV and Firms Re after the adjustment for expected losses due to counterparty default)																				
Best estimate for the reinsurers(CPV and Firms Re after the adjustment for expected losses due to counterparty default)																				
Best estimate for the reinsurers(CPV and Firms Re after the adjustment for expected losses due to counterparty default)																				
Best estimate for the reinsurers(CPV and Firms Re after the adjustment for expected losses due to counterparty default)																				
Best estimate for the reinsurers(CPV and Firms Re after the adjustment for expected losses due to counterparty default)																				
Best estimate for the reinsurers(CPV and Firms Re after the adjustment for expected losses due to counterparty default)																				
Best estimate for the reinsurers(CPV and Firms Re after the adjustment for expected losses due to counterparty default)																				
Best estimate for the reinsurers(CPV and Firms Re after the adjustment for expected losses due to counterparty default)																				
Best estimate for the reinsurers(CPV and Firms Re after the adjustment for expected losses due to counterparty default)																				
Best estimate for the reinsurers(CPV and Firms Re after the adjustment for expected losses due to counterparty default)																				
Best estimate for the reinsurers(CPV and Firms Re after the adjustment for expected losses due to counterparty default)																				
Best estimate for the reinsurers(CPV and Firms Re after the adjustment for expected losses due to counterparty default)																				
Best estimate for the reinsurers(CPV and Firms Re after the adjustment for expected losses due to counterparty default)																				
Best estimate for the reinsurers(CPV and Firms Re after the adjustment for expected losses due to counterparty default)																				
Best estimate for the reinsurers(CPV and Firms Re after the adjustment for expected losses due to counterparty default)																				
Best estimate for the reinsurers(CPV and Firms Re after the adjustment for expected losses due to counterparty default)																				
Best estimate for the reinsurers(CPV and Firms Re after the adjustment for expected losses due to counterparty default)																				
Best estimate for the reinsurers(CPV and Firms Re after the adjustment for expected losses due to counterparty default)																				
Best estimate for the reinsurers(CPV and Firms Re after the adjustment for expected losses due to counterparty default)																				
Best estimate for the reinsurers(CPV and Firms Re after the adjustment for expected losses due to counterparty default)																				
Best estimate for the reinsurers(CPV and Firms Re after the adjustment for expected losses due to counterparty default)																				
Best estimate for the reinsurers(CPV and Firms Re after the adjustment for expected losses due to counterparty default)																				
Best estimate for the reinsurers(CPV and Firms Re after the adjustment for expected losses due to counterparty default)																				
Best estimate for the reinsurers(CPV and Firms Re after the adjustment for expected losses due to counterparty default)																				
Best estimate for the reinsurers(CPV and Firms Re after the adjustment for expected losses due to counterparty default)																				
Best estimate for the reinsurers(CPV and Firms Re after the adjustment for expected losses due to counterparty default)																				
Best estimate for the reinsurers(CPV and Firms Re after the adjustment for expected losses due to counterparty default)																				
Best estimate for the reinsurers(CPV and Firms Re after the adjustment for expected losses due to counterparty default)																				
Best estimate for the reinsurers(CPV and Firms Re after the adjustment for expected losses due to counterparty default)																				
Best estimate for the reinsurers(CPV and Firms Re after the adjustment for expected losses due to counterparty default)																				
Best estimate for the reinsurers(CPV and Firms Re after the adjustment for expected losses due to counterparty default)																				
Best estimate for the reinsurers(CPV and Firms Re after the adjustment for expected losses due to counterparty default)																				
Best estimate for the reinsurers(CPV and Firms Re after the adjustment for expected losses due to counterparty default)																				
Best estimate for the reinsurers(CPV and Firms Re after the adjustment for expected losses due to counterparty default)																				
Best estimate for the reinsurers(CPV and Firms Re after the adjustment for expected losses due to counterparty default)																				
Best estimate for the reinsurers(CPV and Firms Re after the adjustment for expected losses due to counterparty default)																				
Best estimate for the reinsurers(CPV and Firms Re after the adjustment for expected losses due to counterparty default)																				
Best estimate for the reinsurers(CPV and Firms Re after the adjustment for expected losses due to counterparty default)																				
Best estimate for the reinsurers(CPV and Firms Re after the adjustment for expected losses due to counterparty default)																				
Best estimate for the reinsurers(CPV and Firms Re after the adjustment for expected losses due to counterparty default)																				
Best estimate for the reinsurers(CPV and Firms Re after the adjustment for expected losses due to counterparty default)																				
Best estimate for the reinsurers(CPV and Firms Re after the adjustment for expected losses due to counterparty default)																				
Best estimate for the reinsurers(CPV and Firms Re after the adjustment for expected losses due to counterparty default)																				
Best estimate for the reinsurers(CPV and Firms Re after the adjustment for expected losses due to counterparty default)																				
Best estimate for the reinsurers(CPV and Firms Re after the adjustment for expected losses due to counterparty default)																				
Best estimate for the reinsurers(CPV and Firms Re after the adjustment for expected losses due to counterparty default)																				
Best estimate for the reinsurers(CPV and Firms Re after the adjustment for expected losses due to counterparty default)																				
Best estimate for the reinsurers(CPV and Firms Re after the adjustment for expected losses due to counterparty default)																				
Best estimate for the reinsurers(CPV and Firms Re after the adjustment for expected losses due to counterparty default)																				
Best estimate for the reinsurers(CPV and Firms Re after the adjustment for expected losses due to counterparty default)																				
Best estimate for the reinsurers(CPV and Firms Re after the adjustment for expected losses due to counterparty default)																				
Best estimate for the reinsurers(CPV and Firms Re after the adjustment for expected losses due to counterparty default)																				
Best estimate for the reinsurers(CPV and Firms Re after the adjustment for expected losses due to counterparty default)																				
Best estimate for the reinsurers(CPV and Firms Re after the adjustment for expected losses due to counterparty default)																				
Best estimate for the reinsurers(CPV and Firms Re after the adjustment for expected losses due to counterparty default)																				
Best estimate for the reinsurers(CPV and Firms Re after the adjustment for expected losses due to counterparty default)																				
Best estimate for the reinsurers(CPV and Firms Re after the adjustment for expected losses due to counterparty default)																				
Best estimate for the reinsurers(CPV and Firms Re after the adjustment for expected losses due to counterparty default)																				
Best estimate for the reinsurers(CPV and Firms Re after the adjustment for expected losses due to counterparty default)																				
Best estimate for the reinsurers(CPV and Firms Re after the adjustment for expected losses due to counterparty default)																				
Best estimate for the reinsurers(CPV and Firms Re after the adjustment for expected losses due to counterparty default)																				
Best estimate for the reinsurers(CPV and Firms Re after the adjustment for expected losses due to counterparty default)																				
Best estimate for the reinsurers(CPV and Firms Re after the adjustment for expected losses due to counterparty default)																				
Best estimate for the reinsurers(CPV and Firms Re after the adjustment for expected losses due to counterparty default)																				
Best estimate for the reinsurers(CPV and Firms Re after the adjustment for expected losses due to counterparty default)																				
Best estimate for the reinsurers(CPV and Firms Re after the adjustment for expected losses due to counterparty default)																				
Best estimate for the reinsurers(CPV and Firms Re after the adjustment for expected losses due to counterparty default)																				
Best estimate for the reinsurers(CPV and Firms Re after the adjustment for expected losses due to counterparty default)																				
Best estimate for the reinsurers(CPV and Firms Re after the adjustment for expected losses due to counterparty default)																				
Best estimate for the reinsurers(CPV and Firms Re after the adjustment for expected losses due to counterparty default)																				
Best estimate for the reinsurers(CPV and Firms Re after the adjustment for expected losses due to counterparty default)																				
Best estimate for the reinsurers(CPV and Firms Re after the adjustment for expected losses due to counterparty default)																				
Best estimate for the reinsurers(CPV and Firms Re after the adjustment for expected losses due to counterparty default)																				
Best estimate for the reinsurers(CPV and Firms Re after the adjustment for expected losses due to counterparty default)																				
Best estimate for the reinsurers(CPV and Firms Re after the adjustment for expected losses due to counterparty default)																				
Best estimate for the reinsurers(CPV and Firms Re after the adjustment for expected losses due to counterparty default)																				
Best estimate for the reinsurers(CPV and Firms Re after the adjustment for expected losses due to counterparty default)																				
Best estimate for the reinsurers(CPV and Firms Re after the adjustment for expected losses due to counterparty default)																				
Best estimate for the reinsurers(CPV and Firms Re after the adjustment for expected losses due to counterparty default)																				
Best estimate for the reinsurers(CPV and Firms Re after the adjustment for expected losses due to counterparty default)																				
Best estimate for the reinsurers(CPV and Firms Re after the adjustment for expected losses due to counterparty default)																				
Best estimate for the reinsurers(CPV and Firms Re after the adjustment for expected losses due to counterparty default)																				



## 5.17.01.01.01 - Non Life Technical Provisions

Notes		Columns																
		Direct business and accepted proportional reinsurance											Accepted non-proportional reinsurance					
		Medical expense insurance	Income protection insurance	Workers' compensation insurance	Motor vehicle liability insurance	Other motor insurance	Marine, aviation and transport insurance	Fire and other damage to property insurance	General liability insurance	Credit and suretyship insurance	Legal expenses insurance	Assistance	Miscellaneous financial loss	Non-proportional health reinsurance	Non-proportional casualty reinsurance	Non-proportional marine, aviation and transport reinsurance	Non-proportional property reinsurance	Total Non-life obligation
COB08	COB09	COB10	COB05	COB06	COB15	COB17	COB00	COB16	COB18	COB19	COB1A	COB1C	COB1D	COB1E	COB1F	COB1B		
Technical provisions calculated as a whole	0010																	
Direct business	0011																	
Accepted proportional reinsurance business	0012																	
Accepted non-proportional reinsurance	0013																	
Total Recoverables from reinsurers/GPV and FintRe after the adjustment for expected losses due to counterparty default - cash accounted for TP adjusted as a whole	0014																	
Technical provisions calculated as a sum of BE and RW	0015																	
Best estimate	0016																	
Premium provisions	0017																	
Gross - Total	0018				0,00										0,00		0,00	
Gross - direct business	0019				0,00												0,00	
Gross - accepted proportional reinsurance business	0020																	
Gross - accepted non-proportional reinsurance business	0021																	
Total recoverables from reinsurers/GPV and FintRe before the adjustment for expected losses due to counterparty default	0022				0,00													
Recoverables from reinsurers (except GPV and FintRe Reinsurance) before adjustment for expected losses	0023				0,00												0,00	
Recoverables from GPV before adjustment for expected losses	0024																	
Recoverables from FintRe Reinsurance before adjustment for expected losses	0025																	
Total recoverable from reinsurers/GPV and FintRe after the adjustment for expected losses due to counterparty default	0026				0,00										0,00		0,00	
Net Best Estimate of Premium Provisions	0027				0,00										0,00		0,00	
Claims provisions	0028																	
Gross - Total	0029				43.996.923,56										10.874.206,00	0,00	7.738.191,00	61.609.131,56
Gross - direct business	0030				43.996.923,56													
Gross - accepted proportional reinsurance business	0031																	
Gross - accepted non-proportional reinsurance business	0032														10.874.206,00		7.738.191,00	18.612.397,00
Total recoverables from reinsurers/GPV and FintRe before the adjustment for expected losses due to counterparty default	0033				589.131,83													43.996.923,56
Recoverables from reinsurance (except GPV and FintRe Reinsurance) before adjustment for expected losses	0034				589.131,83										0,00		0,00	589.131,83
Recoverables from GPV before adjustment for expected losses	0035																	
Recoverables from FintRe Reinsurance before adjustment for expected losses	0036																	
Total recoverables from reinsurers/GPV and FintRe after the adjustment for expected losses due to counterparty default	0037				589.131,83										0,00	0,00	0,00	589.131,83
Net Best Estimate of Claims Provisions	0038				43.407.790,72										10.874.206,00	0,00	7.738.191,00	61.609.131,56
Total best estimate - gross	0039				43.996.923,56										10.874.206,00	0,00	7.738.191,00	61.609.131,56
Total best estimate - net	0040				43.407.790,72										10.874.206,00	0,00	7.738.191,00	61.609.131,56
Risk margin	0041				2.325.140,63										1.400.315,51	0,00	1.160.148,47	5.315.624,57
Amount of Non-transitional on Technical Provisions	0042																	
TP as a whole	0043																	
Best estimate	0044																	
Risk margin	0045																	
Technical provisions - total	0046				65.522.083,22										12.504.523,22	0,00	8.898.339,42	66.304.944,13
Recoverable from reinsurance contract/GPV and FintRe after the adjustment for expected losses due to counterparty default - total	0047				589.131,83													
Technical provisions - minus recoverables from reinsurers/GPV and FintRe - total	0048				44.932.951,39										12.504.523,22	0,00	8.898.339,42	58.931,83
Line of Business - further segmentation (homogeneous Risk Groups)	0049																	
Premium provisions - Total number of homogeneous risk groups	0050																	
Claims provisions - Total number of homogeneous risk groups	0051																	
Cash-flows of the Best estimate of Premium Provisions (Gross)	0052																	
Cash out-flows	0053																	
Future benefits and claims	0054				0,00										0,00		0,00	0,00
Future expenses and other cash-out-flows	0055																	
Cash in-flows	0056																	
Future premiums	0057																	
Other cash in-flows (incl. Recoverable from salvages and subrogations)	0058																	
Cash-flows of the Best estimate of Claims Provisions (Gross)	0059																	
Cash out-flows	0060																	
Future benefits and claims	0061				120.025.574,14													
Future expenses and other cash-out-flows	0062														35.550.884,31		7.738.191,00	144.314.649,45
Cash in-flows	0063																	
Future premiums	0064																	
Other cash in-flows (incl. Recoverable from salvages and subrogations)	0065																	
Percentage of gross Best Estimate calculated using approximations	0066																	
Best estimate subject to transition of the interest rate	0067																	
Technical provisions without transitional on Interest rate	0068																	
Best estimate subject to volatility adjustment	0069																	
Technical provisions without volatility adjustment and without others transitional measures	0070																	
Expected profits included in Future premium (BEP)	0071																	

Non-life insurance claims

S.19.01.01.01 - Gross Claims Paid (non-cumulative) - Development year (absolute amount)

Sheets	
F.Ave:	20001
Line of business	20010 Casualty (accepted non-proportional reinsurance)
Accident year / Underwriting year	20020 Accident year (AY)
Currency	20030 Total/NA
Currency conversion	20040 Not applicable / Expressed in (converted to) reporting currency

		Columns															
		0	1	2	3	4	5	6	7	8	9	10	11	12	13	14	15 & +
		C0010	C0020	C0030	C0040	C0050	C0060	C0070	C0080	C0090	C0100	C0110	C0120	C0130	C0140	C0150	C0160
Rows																	
Prior	R0100																27,259,152.11
N-14	R0110	53,769.56	1,181,143.65	1,447,238.11	436,393.39	443,683.39	1,074,818.71	1,154,586.23	1,649,806.17	196,692.17	6,374.29	1,320,966.49	40,982.94	53,398.80	0.00	0.00	
N-13	R0120	201,558.43	2,346,941.82	751,331.84	1,132,196.06	829,777.13	1,172,737.27	0.00	0.00	2,832,777.54	2,008.02	0.00	0.00	0.00	0.00	0.00	
N-12	R0130	360,137.66	411,139.07	767,331.08	3,303,394.67	343,227.34	2,759,475.98	1,369,422.58	0.00	913,995.05	0.00	0.00	0.00	0.00	0.00	0.00	
N-11	R0140	27,449.43	212,388.80	1,094,102.68	1,308,980.92	1,068,154.82	655,801.77	59,760.43	336,812.73	718,406.30	250.00	0.00	0.00	0.00	0.00	0.00	
N-10	R0150	323,599.24	1,118,386.52	618,782.95	65,696.94	784,199.02	0.00	344,017.53	10,396.14	0.00	0.00	0.00	18,771.57				
N-9	R0160	240,613.34	2,061,446.94	1,499,631.29	0.00	78,982.49	-1,089,247.31	121,191.71	85,198.68	19,322.21	22,844.06						
N-8	R0170	1,243,386.93	1,995,916.20	0.00	0.00	1,450,212.02	9,761.80	24,690.00	0.00	0.00							
N-7	R0180	1,153,386.76	1,595,249.83	214,534.01	-1,134,326.24	106,761.05	0.00	17,509.21	21,740.47								
N-6	R0190	951,633.13	154,173.21	332,499.77	1,286,708.18	121,176.21	267,503.21	668,861.49									
N-5	R0200	113,425.45	668,659.21	335,946.41	717,151.27	493,236.18	2,210.00										
N-4	R0210	0.00	223,424.73	351,386.52	68,672.07	544.94											
N-3	R0220	0.00	103,675.92	180,221.46	75,470.87												
N-2	R0230	2,865.00	42,190.15	487,800.85													
N-1	R0240	21,431.62	493,197.60														
N	R0250	0.00															

S.19.01.01.02 - Gross Claims Paid (non-cumulative) - Current year, sum of years (cumulative)

Sheets	
F.Ave:	20001
Line of business	20010 Casualty (accepted non-proportional reinsurance)
Accident year / Underwriting year	20020 Accident year (AY)
Currency	20030 Total/NA
Currency conversion	20040 Not applicable / Expressed in (converted to) reporting currency

		Columns	
		In Current year	Sum of years (cumulative)
		C0170	C
Rows			
Prior	R0100	27,269,192.11	27,269,192.11
N-14	R0110	0.00	847,109.56
N-13	R0120	0.00	9,269,328.20
N-12	R0130	0.00	5,573,113.24
N-11	R0140	0.00	5,501,627.87
N-10	R0150	19,771.59	2,577,184.99
N-9	R0160	22,844.06	9,097,821.93
N-8	R0170	0.00	1,823,542.93
N-7	R0180	21,790.83	1,972,885.41
N-6	R0190	668,861.49	5,129,733.37
N-5	R0200	2,355.00	2,382,668.52
N-4	R0210	244.94	660,736.66
N-3	R0220	574,578.87	959,385.28
N-2	R0230	487,800.80	532,852.95
N-1	R0240	493,747.30	515,158.32
N	R0250	0.00	
Total	R0260	29,061,984.51	73,336,340.92

S.19.01.01.03 - Gross undiscounted Best Estimate Claims Provisions - Development year (absolute amount)

Sheets	
F.Ave:	20001
Line of business	20010 Casualty (accepted non-proportional reinsurance)
Accident year / Underwriting year	20020 Accident year (AY)
Currency	20030 Total/NA
Currency conversion	20040 Not applicable / Expressed in (converted to) reporting currency

		Columns															
		0	1	2	3	4	5	6	7	8	9	10	11	12	13	14	15 & +
		C0010	C0010	C0020	C0030	C0040	C0050	C0060	C0070	C0080	C0090	C0100	C0110	C0120	C0130	C0140	C0150
Rows																	
Prior	R0100																118,122,571.07
N-14	R0110	15,478,216.00	14,429,308.50	7,872,697.62	6,332,733.72	6,197,038.22	4,346,772.11	3,673,966.70	2,282,555.81	422,391.72	361,916.94	13,068.72	8.20	0.00	0.00	0.00	
N-13	R0120	17,009,505.74	11,900,951.75	8,252,539.67	6,944,446.69	6,364,011.63	4,894,972.85	2,352,365.73	688,630.16	41,610.35	41,058.99	0.00	0.00	0.00	0.00	0.00	
N-12	R0130	8,684,909.13	6,688,355.69	4,480,557.99	3,470,522.72	3,403,413.94	712,476.21	706,653.06	99,143.00	1,035.46	0.00	0.00	0.00	0.00	0.00	0.00	
N-11	R0140	1,876,693.67	6,366,922.03	4,181,030.64	3,443,796.11	2,500,241.54	1,461,186.62	1,005,562.05	129,688.12	0.00	0.00	0.00	0.00	0.00	0.00	0.00	
N-10	R0150	6,174,090.34	3,578,518.36	3,829,681.60	3,397,230.80	1,992,489.01	2,026,889.27	1,011,145.53	630,448.44	250,001.00	250,000.00	0.00					
N-9	R0160	7,529,512.18	5,128,081.12	3,692,252.90	2,413,953.30	2,350,989.39	1,384,605.69	1,255,479.99	746,315.37	8,001.00	0.00						
N-8	R0170	6,351,493.81	4,093,360.66	2,802,088.39	1,231,090.51	377,050.70	438,690.90	362,772.82	273,544.73	382,457.17							
N-7	R0180	5,382,586.09	3,806,189.06	2,201,524.66	933,383.67	731,503.88	588,942.02	47,104.95	141,814.17								
N-6	R0190	5,001,482.52	2,888,317.80	2,848,430.08	2,640,400.73	2,511,554.70	1,467,205.84	278,482.71									
N-5	R0200	4,506,465.09	3,399,249.87	3,399,291.13	1,514,022.02	735,973.14	892,698.17										
N-4	R0210	4,380,000.00	3,075,162.94	1,655,356.73	12,476.02	108,036.40											
N-3	R0220	4,380,000.00	3,007,126.75	1,603,846.75	130,312.10												
N-2	R0230	4,377,135.00	3,109,944.85	1,955,197.05													
N-1	R0240	3,843,585.98	2,744,841.49														
N	R0250	3,892,124.94															

S.19.01.01.04 - Gross discounted Best Estimate Claims Provisions - Current year, sum of years (cumulative)

Sheets	
F.Ave:	20001
Line of business	20010 Casualty (accepted non-proportional reinsurance)
Accident year / Underwriting year	20020 Accident year (AY)
Currency	20030 Total/NA
Currency conversion	20040 Not applicable / Expressed in (converted to) reporting currency

		Columns	
		Year end (discounted data)	C0160
Rows			
Prior	R0100	0.00	
N-14	R0110	0.00	
N-13	R0120	0.00	
N-12	R0130	0.00	
N-11	R0140	0.00	
N-10	R0150	0.00	
N-9	R0160	0.00	
N-8	R0170	395,211.98	
N-7	R0180	243,426.65	
N-6	R0190	282,036.91	
N-5	R0200	895,881.65	
N-4	R0210	109,913.78	
N-3	R0220	133,036.51	
N-2	R0230	2,046,591.55	
N-1	R0240	2,812,305.42	
N	R0250	4,043,837.56	
Total	R0260	10,874,206.00	

S.19.01.01.05 - Gross Reported but not Settled Claims (RBNS) - Development year (absolute amount)

Sheets	
F.Ave:	20001
Line of business	20010 Casualty (accepted non-proportional reinsurance)
Accident year / Underwriting year	20020 Accident year (AY)
Currency	20030 Total/NA
Currency conversion	20040 Not applicable / Expressed in (converted to) reporting currency

		Columns															
		0	1	2	3	4	5	6	7	8	9	10	11	12	13	14	15 & +
		C0040	C0010	C0020	C0030	C0040	C0050	C0060	C0070	C0080	C0090	C0100	C0110	C0120	C0130	C0140	C0150
Rows																	
Prior	R0100																17,205,011.40
N-14	R0110	2,704,956.30	3,115,893.45	2,264,223.08	2,831,872.21	3,468,751.91	1,467,487.68	1,321,160.14	375,035.31	422,391.72	0.00	13,068.75	8.20	0.00	0.00	0.00	
N-13	R0120	5,886,490.25	4,016,576.47	2,527,033.78	1,801,000.20	1,556,588.65	490,022.74	408,172.89	41,895.06	361,916.70	41,058.99	0.00	0.00	0.00	0.00	0.00	
N-12	R0130	6,003,721.30	1,468,046.54	997,022.12	1,546,646.87	1,467,420.10	265,071.86	240,373.44	41,630.96	2,005.46	0.00	0.00	0.00	0.00	0.00	0.00	
N-11	R0140	1,506,387.92	2,095,090.01	1,507,937.89	2,654,773.52	2,355,025.74	952,351.18	0.00	0.00	0.00	0.00	0.00	0.00	0.00	0.00	0.00	
N-10	R0150	3,523,155.82	2,787,394.00	414,151.32	739,336.70	513,117.19	795,416.00	250,000.00	250,000.00	250,001.00	250,000.00	0.00					

S.19.01.01.06 - Gross Reported but not Settled Claims (RBNS) - Current year, sum of years (cumulative)

		Columns	
		Year end (discounted data)	
		C0560	
Row(s)			
Prior	#01500		38 419 522,8
N:24	#01119		0,0
N:21	#01120		0,0
N:12	#01150		0,0
N:15	#01140		0,0
N:20	#01150		0,0
N:9	#01666		1,0
N:8	#01770		370,058 26
N:7	#01830		548 538,4
N:6	#01900		217 362,0
N:5			653,000
N:4			111 294,4
N:3	#02220		83 509,6
N:2	#01810		817 363,3
N:1	#02406		1 155 348,0
N	#02750		267 819,4
Total	#02660		41 499 334,6

S.19.01.01.07 - Reinsurance Recoveries received (non-cumulative) - Development year (absolute amount)

[illegible]

S.19.01.01.08 - Reinsurance Recoveries received (non-cumulative) - Current year, sum of years (cumulative)

	Column	
	In Current year	Sum of years (Cumulative)
	C0760	C0770
Rows		
Prior	H0350	
N-14	H0310	
N-13	H0320	
N-12	H0330	
N-11	H0340	
N-10	H0350	
N-9	H0360	
N-8	H0370	
N-7	H0380	
N-6	H0390	
N-5	H0400	
N-4	H0410	
N-3	H0420	
N-2	H0430	
N-1	H0440	
N	H0450	
Total	H0460	

**S.19.01.01.09 - Undiscounted Best Estimate Claims Provisions - Reinsurance recoverable - Development year (absolute amount)**

[illegible]

S.19.01.01.10 - Discounted Best Estimate Claims Provisions - Reinsurance recoverable - Current year, sum of years (cumulative)

Columns

		Year end (discounted data)
		Cumulative
Rows		
Prior	R0300	
N-14	R0310	
N-13	R0320	
N-12	R0330	
N-11	R0340	
N-10	R0350	
N-9	R0360	
N-8	R0370	
N-7	R0380	
N-6	R0390	
N-5	R0400	
N-4	R0410	
N-3	R0420	
N-2	R0430	
N-1	R0440	
N	R0450	
Total	R0460	

#### 5.19.01.01.11 - Reinsurance RBNS Claims - Development year (absolute amount)

Sheets		
F date:	20001	Casualty (accepted non-proportional reinsurance)
Line of business	20010	Casualty (accepted non-proportional reinsurance)
Accident year / Underwriting year	20030	Accident year (AY)
Currency	20030	Total/NA
Currency conversion	20040	Not applicable / Expressed in (converted to) reporting currency

		Columns															
		0	1	2	3	4	5	6	7	8	9	10	11	12	13	14	15 & +
		C1000	C1010	C1020	C1030	C1040	C1050	C1060	C1070	C1080	C1090	C1100	C1110	C1120	C1130	C1140	C1150
Rows																	
	Prior	R0300															
N-14		R0310															
N-13		R0320															
N-12		R0330															
N-11		R0340															
N-10		R0350															
N-9		R0360															
N-8		R0370															
N-7		R0380															
N-6		R0390															
N-5		R0400															
N-4		R0410															
N-3		R0420															
N-2		R0430															
N-1		R0440															
N		R0450															

#### 5.19.01.01.12 - Reinsurance RBNS - Current year, sum of years (cumulative)

Sheets		
F date:	20001	Casualty (accepted non-proportional reinsurance)
Line of business	20010	Casualty (accepted non-proportional reinsurance)
Accident year / Underwriting year	20030	Accident year (AY)
Currency	20030	Total/NA
Currency conversion	20040	Not applicable / Expressed in (converted to) reporting currency

		Columns
		Year end (discounted data)
		C1170
Rows		
Prior	R0300	
N-14	R0310	
N-13	R0320	
N-12	R0330	
N-11	R0340	
N-10	R0350	
N-9	R0360	
N-8	R0370	
N-7	R0380	
N-6	R0390	
N-5	R0400	
N-4	R0410	
N-3	R0420	
N-2	R0430	
N-1	R0440	
N	R0450	
Total	R0460	

#### 5.19.01.01.13 - Net Claims Paid (non-cumulative) - Development year (absolute amount)

Sheets		
F date:	20001	Casualty (accepted non-proportional reinsurance)
Line of business	20010	Casualty (accepted non-proportional reinsurance)
Accident year / Underwriting year	20030	Accident year (AY)
Currency	20030	Total/NA
Currency conversion	20040	Not applicable / Expressed in (converted to) reporting currency

		Columns															
		0	1	2	3	4	5	6	7	8	9	10	11	12	13	14	15 & +
		C1300	C1310	C1320	C1330	C1340	C1350	C1360	C1370	C1380	C1390	C1400	C1410	C1420	C1430	C1440	C1450
Rows																	
	Prior																
N-14	R0300	53,769.54	1,181,143.63	1,447,238.11	438,393.50	443,683.90	1,074,818.77	1,154,586.23	1,449,808.17	196,692.17	6,374.29	1,520,566.01	40,582.50	53,398.80	0.00	0.00	27,269,192.11
N-13	R0310	201,558.43	2,346,941.82	751,331.84	1,132,196.06	829,777.15	1,172,797.87	0.00	0.00	0.00	2,832,777.94	2,008.01	0.00	0.00	0.00	0.00	
N-12	R0320	340,127.66	411,139.07	747,353.05	520,394.67	343,227.34	2,755,475.98	1,369,422.58	0.00	913,995.05	0.00	0.00	0.00	0.00	0.00	0.00	
N-11	R0330	27,493.43	212,388.60	1,094,102.68	1,308,980.15	1,062,154.82	655,901.77	18,760.43	336,812.13	118,406.30	250.00	0.00	0.00	0.00	0.00	0.00	
N-10	R0340	823,599.34	1,118,588.52	618,782.95	65,656.94	784,199.02	0.00	343,017.53	10,396.14	0.00	0.00	0.00	19,771.52				
N-9	R0350	240,671.34	2,063,448.94	1,499,653.29	0.00	78,982.48	1,085,247.31	121,191.79	85,598.88	19,322.23	22,844.88						
N-8	R0360	1,243,386.93	1,995,952.20	0.00	0.00	1,450,212.01	9,761.80	24,690.00	0.00	0.00	0.00	0.00	0.00	0.00	0.00	0.00	
N-7	R0370	1,151,366.76	1,995,249.83	214,534.01	1,134,326.26	106,763.00	0.00	17,509.25	21,790.81								
N-6	R0380	951,630.15	184,173.21	330,499.77	1,368,708.39	121,376.25	267,503.25	668,861.89									
N-5	R0390	115,425.45	654,659.31	395,949.43	717,151.27	493,736.18	2,250.00										
N-4	R0400	0.00	220,433.73	351,385.92	68,672.07	244.34											
N-3	R0410	0.00	101,679.92	180,123.48	75,479.67												
N-2	R0420	2,865.00	42,195.15	487,800.95													
N-1	R0430	21,411.02	493,747.10														
N	R0440	0.00															
	R0450																

#### 5.19.01.01.14 - Net Claims Paid (non-cumulative) - Current year, sum of years (cumulative)

Sheets		
F date:	20001	Casualty (accepted non-proportional reinsurance)
Line of business	20010	Casualty (accepted non-proportional reinsurance)
Accident year / Underwriting year	20030	Accident year (AY)
Currency	20030	Total/NA
Currency conversion	20040	Not applicable / Expressed in (converted to) reporting currency

		Columns	
		In Current year	Sum of years (cumulative)
		C1360	C1370
Rows			
Prior	R0300	27,269,192.11	27,269,192.11
N-14	R0310	0.00	8,871,090.56
N-13	R0320	0.00	5,369,326.20
N-12	R0330	0.00	5,573,153.24
N-11	R0340	0.00	2,561,692.87
N-10	R0350	19,771.52	2,571,864.39
N-9	R0360	22,844.88	3,007,821.91
N-8	R0370	0.00	1,821,542.93
N-7	R0380	21,790.81	1,977,885.41
N-6	R0390	668,861.89	3,139,733.17
N-5	R0400	2,250.00	2,283,168.52
N-4	R0410	244.34	640,736.66
N-3	R0420	75,479.67	85,938.28
N-2	R0430	487,800.95	131,801.99
N-1	R0440	493,747.10	515,158.32
N	R0450	0.00	0.00
Total	R0460	29,061,984.51	73,336,340.92

#### 5.19.01.01.15 - Net Undiscounted Best Estimate Claims Provisions - Development year (absolute amount)

Sheets		
F date:	20001	

Use of business	20010	Casualty (accepted non-proportional reinsurance)
Accident year / Underwriting year	20020	Accident year (AY)
Currency	20030	Total/NA
Currency conversion	20040	Not applicable / Expressed in (converted to) reporting currency

		Columns																
		0	1	2	3	4	5	6	7	8	9	10	11	12	13	14	15 & +	
		C1400	C1410	C1420	C1430	C1440	C1450	C1460	C1470	C1480	C1490	C1500	C1510	C1520	C1530	C1540	C1550	
Rows	Prior																118,122,571.07	
N-14	05000	15 478 258.09	14 429 308.50	7 872 697.82	6 332 753.75	6 197 018.22	4 346 772.11	3 673 946.78	2 382 555.81	422 391.72	861 916.94	13 008.75	8.29	0.00	0.00	0.00		
N-13	05010	17 059 505.74	11 900 951.75	8 252 539.07	6 944 446.05	6 944 011.63	4 894 972.85	2 352 385.73	688 626.33	41 610.83	41 058.99	0.00	0.00	0.00	0.00	0.00		
N-12	05020	8 484 969.13	6 088 355.69	4 490 557.98	3 470 523.73	3 483 431.34	711 478.21	706 653.06	89 143.00	1 035.46	0.00	0.00	0.00	0.00	0.00	0.00		
N-11	05040	5 876 692.97	6 366 922.03	4 181 030.64	3 543 784.11	2 500 243.54	1 461 186.62	1 065 562.00	129 688.32	0.00	0.00	0.00	0.00	0.00	0.00	0.00		
N-10	05050	6 174 096.34	5 276 528.36	3 828 681.66	3 297 253.66	1 990 490.03	2 026 895.37	1 011 145.15	630 548.44	250 001.00	250 000.00	0.00						
N-9	05060	7 559 512.18	5 128 081.12	3 692 252.95	2 413 953.36	2 350 989.39	1 384 605.69	1 255 479.99	746 315.37	8 001.00	0.00							
N-8	05070	6 315 451.91	4 029 160.16	2 802 088.95	1 231 090.51	577 055.79	438 650.90	362 772.82	273 544.73	382 427.47								
N-7	05080	5 267 068.09	3 469 189.06	2 202 524.66	953 383.67	751 501.86	588 942.00	471 004.95	341 814.57									
N-6	05090	5 001 482.55	2 888 117.80	2 848 430.05	2 640 400.73	2 531 554.78	1 467 205.84	278 482.21										
N-5	05000	4 506 405.09	3 399 248.67	3 399 291.13	1 514 022.03	715 973.14	882 688.37											
N-4	05010	4 380 000.00	3 075 163.94	1 459 336.73	1 474 010.00	109 036.99												
N-3	05020	4 380 000.00	3 207 126.75	1 603 845.75	130 312.30													
N-2	05030	4 377 135.00	3 189 944.85	1 995 197.70														
N-1	05040	1 953 158.08	2 744 843.63															
N	05050	3 892 124.84																

5.19.01.01.16 - Net discounted Best Estimate Claims Provisions - Current year, sum of years (cumulative)

Sheets		
Z Axis:	20001	
Line of business	20010	Casualty (accepted non-proportional reinsurance)
Accident year / Underwriting year	20020	Accident year (AY)
Currency	20030	Total/NA
Currency conversion	20040	Not applicable / Expressed in (converted to) reporting currency

		Columns															
		Year end (discounted data)															
		C1500															
Rows	Prior	05000															
N-14	05010	0.00															
N-13	05020	0.00															
N-12	05030	0.00															
N-11	05040	0.00															
N-10	05050	0.00															
N-9	05060	1.00															
N-8	05070	385,211.58															
N-7	05080	143,433.65															
N-6	05090	282,036.91															
N-5	05000	895,483.63															
N-4	05010	109,913.78															
N-3	05020	133,036.51															
N-2	05030	2,046,991.50															
N-1	05040	2,832,303.42															
N	05050	4,045,837.54															
Total	05060	30,874,206.00															

5.19.01.01.17 - Net RBNS Claims - Development year (absolute amount)

Sheets		
Z Axis:	20001	
Line of business	20010	Casualty (accepted non-proportional reinsurance)
Accident year / Underwriting year	20020	Accident year (AY)
Currency	20030	Total/NA
Currency conversion	20040	Not applicable / Expressed in (converted to) reporting currency

		Columns															
		0	1	2	3	4	5	6	7	8	9	10	11	12	13	14	15 & +
		C1600	C1610	C1620	C1630	C1640	C1650	C1660	C1670	C1680	C1690	C1700	C1710	C1720	C1730	C1740	C1750
Rows	Prior	05000															37,295,011.16
N-14	05010	2,704,956.36	3,125,883.45	2,264,223.08	2,831,872.21	3,468,757.91	1,467,487.68	1,321,160.14	975,026.31	422,391.72	0.00	13,008.75	8.29	0.00	0.00	0.00	
N-13	05020	5,886,492.25	4,016,576.47	2,527,035.78	1,851,001.20	1,555,598.60	490,021.74	408,172.39	41,695.56	361,916.70	41,058.99	0.00	0.00	0.00	0.00	0.00	
N-12	05030	5,653,722.38	1,486,584.54	997,022.15	1,166,649.87	1,467,426.58	285,071.60	220,373.44	41,610.00	1,035.46	0.00	0.00	0.00	0.00	0.00	0.00	
N-11	05040	1,106,387.92	2,095,590.01	1,507,537.88	2,664,731.52	2,359,029.74	952,351.18	0.00	0.00	0.00	0.00	0.00	0.00	0.00	0.00	0.00	
N-10	05050	3,513,151.82	2,797,394.00	414,151.10	779,338.78	513,117.10	799,416.00	250,000.00	250,000.00	250,001.00	250,000.00	0.00					
N-9	05060	3,248,252.00	2,004,600.66	2,044,923.59	689,195.02	360,538.84	621,662.85	653,297.88	509,477.75	8,001.00	1.00						
N-8	05070	1,714,523.64	1,431,365.14	751,890.94	728,729.08	327,191.05	260,316.00	260,316.00	260,316.00	309,726.95							
N-7	05080	1,672,776.27	1,335,476.16	569,926.02	161,569.45	161,262.45	161,262.45	471,104.91	161,606.40								
N-6	05090	435,634.15	708,830.00	1,379,862.02	1,769,586.32	1,691,212.02	1,461,058.14	211,000.00									
N-5	05000	251,876.00	641,428.48	1,369,930.95	1,76,811.17	687,212.08	187,419.47										
N-4	05010	291,645.00	1,369,930.95	4,277.89	12,476.03	109,036.99											
N-3	05020	192,054.00	489,330.27	54,250.46	81,068.00												
N-2	05030	26,257.50	861,541.58	507,736.57													
N-1	05040	593,940.75	1,117,646.96														
N	05050	260,000.00															

5.19.01.01.18 - Net RBNS Claims - Current year, sum of years (cumulative)

Sheets		
Z Axis:	20001	Casualty [accepted non-proportional reinsurance]
Line of business	20010	
Accident year / Underwriting year	20020	Accident year [AY]
Currency	20030	Total/NA
Currency conversion	20040	Not applicable / Expressed in (converted to) reporting currency

		Columns															
		Year end (discounted data)															
		C1750															
Rows	Prior	05000															
N-14	05010	38,418,522.80															
N-13	05020	0.00															
N-12	05030	0.00															
N-11	05040	0.00															
N-10	05050	0.00															
N-9	05060	1.00															
N-8	05070	370,058.25															
N-7	05080	168,538.40															
N-6	05090	217,362.03															
N-5	05000	193,090.06															
N-4	05010	111,294.40															
N-3	05020	63,526.50															
N-2	05030	517,383.38															
N-1	05040	1,151,348.09															
N	05050	267,458.47															
Total	05060	41,499,946.18															

5.19.01.01.19 - Additional information: historic inflation rates (only in the case of using methods that take into account inflation to adjust data)

Sheets		
Z Axis:	20001	
Line of business	20010	Casualty (accepted non-proportional reinsurance)
Currency	20030	Total/NA

		Columns														
		N-14	N-13	N-12	N-11	N-10	N-9	N-8	N-7	N-6	N-5	N-4	N-3	N-2	N-1	N
		C1890	C1119	C1820	C1833	C1840	C1859	C1868	C1870	C1890	C1890	C1890	C1919	C1920	C1930	C1940
Rows																
	Historic inflation rate- total	067900														
	Historic inflation rate- external inflation	067910														
	Historic inflation rate- endogenous inflation	007720														

		C2000	C2010	C2020	C2030	C2040	C2050	C2060	C2070	C2080	C2090	C2100	C2110	C2120	C2130	C2140
Row:																
Expected inflation rate: total	90730															
Expected inflation rate: external inflation	90740															
Expected inflation rate: endogenous inflation	90750															

S.19.01.01.21 - Description of inflation rate used

Sheets		
E Euro:	90901	
Use of business	90910	Casualty (accepted non-proportional reinsurance)
Currency	90930	Total/NA
		Columns
		Description
		C2200
Rows		
Description of inflation rate used:	90750	

S.19.01.01.01 - Gross Claims Paid (non-cumulative) - Development year (absolute amount)

[illegible]

Sheets		
Z Axis:	20001	
Line of business	20010	Workers' compensation insurance [direct business and accepted proportional reinsurance]
Accident year / Underwriting year	20020	Accident year (AV)
Currency	20030	Total/Net
Currency conversion	70040	Not applicable / Expressed in (converted to) report/currency.

Rows	Columns		
	In current year		Sum of years (cumulative)
	C0170	C0180	C0190
N005	22 687 661,31	22 687 661,31	
N010	2042,00	15 199 793,67	
N014	0,00	7 120 358,20	
N018	1 612 944,94	1 192 505,19	
N022	93 542,00	93 542 780,80	
N026	0,00	6 514 400,00	
N030	765,00	4 110 636,28	
N034	4 139,20	2 385 520,37	
N038	3 489,90	4 231 281,16	
N042	1 487 624,27	5 767 834,08	
N046	36 251,37	3 278 795,96	
N050	168 171,76	3 294 281,33	
N054	998 627,22	4 111 746,93	
N058	1 119 868,40	2 579 892,69	
N062	1 028 076,98	1 779 009,21	
N066	1 028 280,54	1 028 280,54	
N070	98 807 415,66	108 13 552 493	

Sheets		
Z Axis:	20001	
Line of business	20010	Workers' compensation insurance [direct business and accepted proportional reinsurance]
Accident year / Underwriting year	20020	Accident year (AY)
Currency	20030	Total/NA
Currency conversion	20040	Not applicable / Expressed in (converted to) euro/dp/currency

[illegible]

Sheets		
Z Axis:	20001	
Line of business	20010	Workers' compensation insurance [direct business and accepted proportional reinsurance]
Accident year / Underwriting year	20020	Accident year (AY)
Currency	20030	Total/NA
Currency conversion	20040	Not applicable / Expressed in (converted to) reporting currency.

		Columns	
		Year end (discounted data)	
		Census	
Rows			
	Price	00000	24,038.11
		00010	1,564,051.15
	W-34	00010	
	W-13	00012	13,446,787.00
	W-37	00015	2,686,611.75
	W-11	00014	1,700,804.25
	W-10	00010	163,251.74
	W-9	00010	53,754,440.00
	W-8	00010	73,448,048.00
	W-7	00010	847,347,560.00
	W-6	00010	1,210,509,670.00
	W-5	00020	1,651,141.24
	W-4	00020	2,851,539,802.00
	W-3	00020	4,159,214.14
	W-2	00020	4,635,598.00
	W-1	00020	10,462,515.45
	N	00010	17,013,471.88
	Total		

Sheets		
Z Axis:	2000 £	
Line of business	2001.0	Workers' compensation insurance [direct business and accepted proportional reinsurance]
Accident year / Underwriting year	2002.0	Accident year (AY)
Currency	2003.0	Total/NA
Currency conversion	2004.0	Not applicable / Expressed in (converted to) reporting currency.

[illegible]

N14	00110	4,399,840.80	4,414,221.90	10,015,389.00	7,944,900.30	5,308,835.40	65,324.83	2,119,144.94	4,872,454.41	8,311,720.28	9,832,720.28	8,711,580.06	7,942,731.20	1,240,689.60	1,790,182.64	1,899,839.43
N13	00110	5,903,000.00	4,602,208.40	6,693,424.06	5,347,020.00	3,122,476.20	1,264,545.94	-6,664.26	-58,877.38	382,313.28	1,679,016.38	100,000.00	0.10	0.00		0.10
N12	00130	9,116,936.00	6,326,037.00	8,006,266.90	-36,695.00	-440,411.10	-1,124,577.22	-1,811,850.27	-133,100.13	1,281,009.00	292,182.34	144,000.00	0.00			-0.10
N11	00140	9,451,107.90	7,903,611.90	2,098,379.60	1,691,382.38	-894,375.30	-1,104,314.97	-256,442.38	488,842.58	198,494.04	-0.12	144,000.00	144,000.00			
N10	00150	4,590,707.00	4,406,142.00	467,231.20	5,407,688.06	2,397,960.40	3,380,175.80	6,494,741.11	212,122.96	142,999.32	144,000.00	144,000.00				
N9	00160	8,771,723.30	4,931,567.89	515,039.36	-971,585.47	78,744.76	972,274.10	2,433,071.87	132,881.50	51,149.31	51,149.31					
N8	00170	9,583,806.01	3,834,911.54	2,855,470.56	366,573.70	5,175,566.81	142,485.68	-0.32	0.00	-1.41						
N7	00180	10,063,084.12	3,741,500.19	1,617,515.62	2,372,087.17	2,544,188.76	144,000.00	0.00	-0.10							
N6	00190	7,780,889.45	6,582,290.46	5,471,949.65	1,222,537.07	1,303,335.13	50,484.18	6.67								
N5	00200	10,695,868.52	7,822,968.57	4,895,944.43	718,195.56	568,896.43	310,047.96									
N4	00210	14,117,945.10	4,717,873.27	1,819,030.16	811,130.21	1,215,874.10										
N3	00220	12,147,806.70	7,453,778.22	4,504,374.30	4,298,041.44											
N2	00230	9,997,122.11	7,977,860.32	3,509,011.09												
N1	00240	8,178,641.80	4,400,752.78													
N	00250	12,242,911.87														

S.19.01.01.06 - Gross Reported but not Settled Claims (RBNS) - Current year, sum of years (cumulative)

Sheets	
F.Ans:	20001
Use of business	20010 Workers' compensation insurance (direct business and accepted proportional reinsurance)
Accident year / Underwriting year	20020 Accident year (AY)
Currency	20030 Total/NA
Currency conversion	20040 Not applicable / Expressed in (converted to) reporting currency

		Columns
		Year end (discounted data)
		C0050
Rows	00100	0.00
Prior	00110	1,846,315.40
N14	00120	0.30
N13	00130	0.27
N12	00140	139,943.18
N11	00150	139,943.71
N10	00160	49,708.72
N9	00170	1.93
N8	00180	0.17
N7	00190	0.60
N6	00200	340,188.08
N5	00210	3,144,720.52
N4	00220	4,175,009.41
N3	00230	3,410,152.88
N2	00240	6,205,094.00
N1	00250	11,897,092.82
Total	00260	31,369,244.95

S.19.01.01.07 - Reinsurance Recoveries received (non-cumulative) - Development year (absolute amount)

Sheets	
F.Ans:	20001
Use of business	20010 Workers' compensation insurance (direct business and accepted proportional reinsurance)
Accident year / Underwriting year	20020 Accident year (AY)
Currency	20030 Total/NA
Currency conversion	20040 Not applicable / Expressed in (converted to) reporting currency

		Columns															
		0	1	2	3	4	5	6	7	8	9	10	11	12	13	14	15 & +
		C0060	C0061	C0062	C0063	C0064	C0065	C0066	C0067	C0068	C0069	C0070	C0071	C0072	C0073	C0074	C0075
Rows	00300																
Prior	00310																
N14	00320																
N13	00330																
N12	00340																
N11	00350																
N10	00360																
N9	00370																
N8	00380																
N7	00390																
N6	00400																
N5	00410																
N4	00420																
N3	00430																
N2	00440																
N1	00450																
N	00460																

S.19.01.01.08 - Reinsurance Recoveries received (non-cumulative) - Current year, sum of years (cumulative)

Sheets	
F.Ans:	20001
Use of business	20010 Workers' compensation insurance (direct business and accepted proportional reinsurance)
Accident year / Underwriting year	20020 Accident year (AY)
Currency	20030 Total/NA
Currency conversion	20040 Not applicable / Expressed in (converted to) reporting currency

		Columns
		In Current year
		C0760
		Sum of years (cumulative) C0770
Rows	00500	
Prior	00510	
N14	00520	
N13	00530	
N12	00540	
N11	00550	
N10	00560	
N9	00570	
N8	00580	
N7	00590	
N6	00600	
N5	00610	
N4	00620	
N3	00630	
N2	00640	
N1	00650	
Total	00660	

S.19.01.01.09 - Undiscounted Best Estimate Claims Provisions - Reinsurance recoverable - Development year (absolute amount)

Sheets	
F.Ans:	20001
Use of business	20010 Workers' compensation insurance (direct business and accepted proportional reinsurance)
Accident year / Underwriting year	20020 Accident year (AY)
Currency	20030 Total/NA
Currency conversion	20040 Not applicable / Expressed in (converted to) reporting currency

		Columns															
		0	1	2	3	4	5	6	7	8	9	10	11	12	13	14	15 & +
		C0800	C0801	C0802	C0803	C0804	C0805	C0806	C0807	C0808	C0809	C0810	C0811	C0812	C0813	C0814	C0815
Rows	00800																
Prior	00810																
N14	00820																
N13	00830																
N12	00840																
N11	00850																
N10	00860																
N9	00870																
N8	00880																
N7	00890																
N6	00900																
N5	00910																
N4	00920																
N3	00930																
N2	00940																
N1	00950																
N	00960																

S.19.01.01.10 - Discounted Best Estimate Claims Provisions - Reinsurance recoverable - Current year, sum of years (cumulative)

Sheets	
F.Ans:	20001



Use of business	20010	Workers' compensation insurance (direct business and accepted proportional reinsurance)
Accident year / Underwriting year	00030	Accident year (AY)
Currency	00030	Total N/A
Currency conversion	00040	Not applicable / Expressed in (converted to) reporting currency

Columns		
Year end (discounted data)		
C000		
Rows		
Prior	00000	
N-14	00110	589,131.83
N-13	00330	
N-12	00330	
N-11	00330	
N-10	00330	
N-9	00360	
N-8	00370	
N-7	00380	
N-6	00390	
N-5	00400	
N-4	00410	
N-3	00420	
N-2	00430	
N-1	00440	
N	00450	
Total	00460	589,131.83

5.19.01.01.11 - Reinsurance RBS Claims - Development year (absolute amount)

Sheets		
F-Date:	20001	
Use of business	20010	Workers' compensation insurance (direct business and accepted proportional reinsurance)
Accident year / Underwriting year	00030	Accident year (AY)
Currency	00030	Total N/A
Currency conversion	00040	Not applicable / Expressed in (converted to) reporting currency

		Columns																
		0	1	2	3	4	5	6	7	8	9	10	11	12	13	14	15 & +	
		C1000	C1010	C1020	C1030	C1040	C1050	C1060	C1070	C1080	C1090	C1100	C1110	C1120	C1130	C1140	C1150	
Row																		
	Prior	00000																
	N-14	00110																
	N-13	00220																
	N-12	00330																
	N-11	00340																
	N-10	00350																
	N-9	00360																
	N-8	00370																
	N-7	00380																
	N-6	00390																
	N-5	00400																
	N-4	00410																
	N-3	00420																
	N-2	00430																
	N-1	00440																
	N	00450																

5.19.01.01.12 - Reinsurance RBS - Current year, sum of years (cumulative)

Sheets		
F-Date:	20001	
Use of business	20010	Workers' compensation insurance (direct business and accepted proportional reinsurance)
Accident year / Underwriting year	00030	Accident year (AY)
Currency	00030	Total N/A
Currency conversion	00040	Not applicable / Expressed in (converted to) reporting currency

Columns		
Year end (discounted data)		
C1100		
Rows		
Prior	00000	
N-14	00110	589,131.83
N-13	00330	
N-12	00330	
N-11	00330	
N-10	00330	
N-9	00360	
N-8	00370	
N-7	00380	
N-6	00390	
N-5	00400	
N-4	00410	
N-3	00420	
N-2	00430	
N-1	00440	
N	00450	
Total	00460	589,131.83

5.19.01.01.13 - Net Claims Paid (non-cumulative) - Development year (absolute amount)

Sheets		
F-Date:	20001	
Use of business	20010	Workers' compensation insurance (direct business and accepted proportional reinsurance)
Accident year / Underwriting year	00030	Accident year (AY)
Currency	00030	Total N/A
Currency conversion	00040	Not applicable / Expressed in (converted to) reporting currency

		Columns																
		0	1	2	3	4	5	6	7	8	9	10	11	12	13	14	15 & +	
		C1200	C1210	C1220	C1230	C1240	C1250	C1260	C1270	C1280	C1290	C1300	C1310	C1320	C1330	C1340	C1350	
Rows																		
	Prior																22,687,641.31	
N-14	00010	518,200.40	1,399,812.30	1,185,142.30	1,073,788.10	4,987,882.40	1,188,440.10	38,797.20	900,771.00	2,221,354.80	198,052.39	688,376.48	452,710.95	81,438.64	14,139.81	20,432.00		
N-13	00020	577,322.10	1,147,104.00	1,082,132.10	627,227.10	285,973.20	78,919.10	188,183.70	871,493.83	1,044,711.22	750,125.10	669,116.90	1,125.00					
N-12	00030	522,754.20	1,555,146.70	990,543.60	951,609.60	792,799.20	1,204,584.06	2,345,605.06	521,616.75	155,202.78	1,368,747.85	0.00						
N-11	00040	494,563.50	1,857,750.70	798,588.05	414,501.10	1,769,592.54	1,932,313.66	2,494,521.48	1,116.81	323,313.60	119,972.90	0.00					94,410.00	
N-10	00050	572,355.00	951,052.50	1,641,737.30	243,448.83	983,499.89	2,081,732.72	40,124.00	0.00	450.00	0.00	0.00						
N-9	00060	364,236.10	967,960.22	756,100.82	738,459.04	134,632.02	69,035.41	1,577,338.97	-6.30	62,109.00	765.00							
N-8	00070	403,426.14	612,438.23	780,750.61	168,887.00	69,035.41	92,983.58	18,317.13	5,790.14	16,191.00								
N-7	00080	561,606.73	1,189,366.47	1,388,064.85	870,413.12	354,189.71	41,765.18	10,406.20	3,488.20									
N-6	00090	429,178.13	1,096,050.07	2,006,762.75	472,779.88	233,412.53	62,018.66	1,417,612.77										
N-5	00100	726,455.00	1,300,850.49	1,027,172.01	452,291.44	164,829.64	96,521.17											
N-4	00110	522,987.53	1,503,617.00	1,463,211.89	316,306.10	168,170.74												
N-3	00120	791,225.86	1,291,153.05	1,030,739.81	938,622.22													
N-2	00130	555,523.49	884,466.11	1,139,964.49														
N-1	00140	768,992.24	1,028,076.49															
N	00150	1,032,980.54																

5.19.01.01.14 - Net Claims Paid (non-cumulative) - Current year, sum of years (cumulative)

Sheets		
F-Date:	20001	
Use of business	20010	Workers' compensation insurance (direct business and accepted proportional reinsurance)
Accident year / Underwriting year	00030	Accident year (AY)
Currency	00030	Total N/A
Currency conversion	00040	Not applicable / Expressed in (converted to) reporting currency

Columns		
In Current year		Sum of years (cumulative)
C1360		C1370
Rows		
Prior	00000	22,687,641.31
N-14	00110	20,412.00
N-13	00320	7,120,558.20
N-12	00330	1,621,544.94
N-11	00340	5,503,147.80
N-10	00350	6,514,400.00
N-9	00360	785.00
N-8	00370	3,385,520.17
N-7	00380	3,488.90

**S.19.01.01.15 - Net Undiscounted Best Estimate Claims Provisions - Development year (absolute amount)**

[illegible]

S.19.01.01.16 - Net discounted Best Estimate Claims Provisions - Current year, sum of years (cumulative)

		Columns	
		Year end (discounted data)	
		C 600	
Rows	Price	00500	24,038.1
	N-14	00510	1,254,890.3
	N-13	00520	13,448.7
	N-12	00530	29,696.1
	N-21	00540	1,70,804.2
	N-10	00550	163,121.9
	N-9	00560	51,724.4
	N-8	00570	73,448.0
	N-7	00580	145,287.0
	N-6	00590	1,210,509.9
	N-5	00600	163,121.9
	N-4	00610	2,851,519.8
	N-3	00620	4,159,314.3
	N-2	00630	4,625,599.9
	N-1	00640	10,882,223.4
	N	00650	37,013,417.8
	Total	00660	42,407,000.0

S.19.01.01.17 - Net RBNS Claims - Development year (absolute amount)

[illegible]

S.19.01.01.18 - Net RBNS Claims - Current year, sum of years (cumulative)

		Columns	
		Year end (discounted data)	
		C6100	
Rows	Price	00000	0.0
N-14	00010	1,257,183.55	0.0
N-13	00020	-0.0	-0.0
N-12	00030	-0.0	-0.0
N-11	00040	130,943.3	0.0
N-10	00050	135,343.7	0.0
N-9	00060	48,708.7	0.0
N-8	00070	-1.9	-1.9
N-7	00080	-0.5	-0.5
N-6	00090	0.0	0.0
N-5	00000	340,186.0	0.0
N-4	00010	2,144,710.0	0.0
N-3	00020	4,175,009.0	0.0
N-2	00030	3,430,132.0	0.0
N-1	00040	6,275,384.0	0.0
N	00050	11,897,092.0	0.0

\$19.01.01.19 - Additional information: historic inflation rates (only in the case of using methods that take into account inflation to adjust data)

Columns															
A1.4	A1.5	A1.6	A1.8	A1.9	A1.10	A1.11	A1.12	A1.13	A1.14	A1.15	A1.16	A1.17	A1.18	A1.19	A1.20

		C1800	C1810	C1820	C1830	C1840	C1850	C1860	C1870	C1880	C1890	C1900	C1910	C1920	C1930	C1940
Rows:																
Historic inflation rate - total	R0700															
Historic inflation rate: external inflation	R0710															
Historic inflation rate: endogenous inflation	R0720															

S.19.01.01.20 - Additional information: expected inflation rates

Sheets	
F date:	20001
Line of business	Workers' compensation insurance (direct business and accepted proportional reinsurance)
Currency	Total/NA

		Columns														
		N+1	N+2	N+3	N+4	N+5	N+6	N+7	N+8	N+9	N+10	N+11	N+12	N+13	N+14	N+15
		C2000	C2010	C2020	C2030	C2040	C2050	C2060	C2070	C2080	C2090	C2100	C2110	C2120	C2130	C2140
Rows:																
Expected inflation rate - total	R0730															
Expected inflation rate: external inflation	R0740															
Expected inflation rate: endogenous inflation	R0750															

S.19.01.01.21 - Description of inflation rate used

Sheets	
F date:	20001
Line of business	Workers' compensation insurance (direct business and accepted proportional reinsurance)
Currency	Total/NA

		Columns
		Description
		C2100
Rows:		
Description of inflation rate used:	R0760	

S.19.01.01.01 - Gross Claims Paid (non-cumulative) - Development year (absolute amount)

Sheets		
2 Axis:	2000/1	
Line of business	2001/0	Property (accepted non-proportional reinsurance)
Accident year / Underwriting year	2002/0	Accident year [AY]
Currency	2003/0	Total/NA
Currency conversion	2004/0	Not applicable / Expressed in (converted to) report/currency

[illegible]

Sheets

Sheets		
Z Axis:	20001	
Line of business	20010	Property (accepted non-proportional reinsurance)
Accident year / Underwriting year	20020	Accident year (AY)
Currency	20030	Total/NA
Currency conversion	20040	Not applicable / Expressed in (converted to) reporting currency

		Columns	
		In current year	Sum of years (cumulative)
		C0170	C0180
Rows	Price		
N-14	N0100	0,00	0,00
N-13	N0110	0,00	2.813.000,00
N-12	N0130	0,00	20.987.000,00
N-11	N0140	0,00	13.173.000,00
N-10	N0150	0,00	6.447.000,00
N-9	N0160	0,00	6.489.000,00
N-8	N0170	0,00	15.117.310,00
N-7	N0180	0,00	2.094.000,00
N-6	N0190	0,00	3.103.075,00
N-5	N0200	0,00	5.573.695,00
N-4	N0210	0,00	0,00
N-3	N0220	4.438,00	2.502.120,00
N-2	N0230	6.487.099,00	6.931.904,00
N-1	N0240	7.500.000,00	7.500.000,00
	N0250	15.314.959,00	15.314.959,00
	N0255	0,00	0,00
	N0260	0,00	0,00
Total	N0265	29.308.459,00	114.393.155,00

Sheets

Sheets		
Z Axis:	20001	
Line of business	20010	Property (accepted non-proportional reinsurance)
Accident year / Underwriting year	20020	Accident year (AY)
Currency	20030	Total/NA
Currency conversion	20040	Not applicable / Expressed in (converted to) reporting currency

[illegible]

Sheets

7 Axis:	70001	
---------	-------	--

Sheets		
Z Axis:	20001	
Line of business	20010	Property (accepted non-proportional reinsurance)
Accident year / Underwriting year	20020	Accident year (AY)
Currency	20030	Total/NA
Currency conversion	20040	Not applicable / Expressed in (converted to) reporting currency

		Columns	
		Year end (discontinued data)	
		C630	
Rows			
	Price	98100	0.00
N=0		98100	0.00
N=1		98110	0.00
N=12		98130	0.00
N=13		98140	0.00
N=20		98150	0.00
N=9		98160	0.00
N=8		98170	0.00
N=7		98180	0.00
N=6		98190	0.00
N=5		98200	0.00
N=4		98210	0.00
N=3		98220	0.00
N=2		98230	0.00
N=1		98240	1.287 338.118
N=0		98250	6.470 852.893
Total		98250	7.758 191.010

Sheets

Sheets		
Z Axis:	20001	
Line of business	20010	Property (accepted non-proportional reinsurance)
Accident year / Underwriting year	20020	Accident year [AY]
Currency	20030	Total/NA
Currency conversion	20040	Not applicable / Expressed in (converted to) reporting currency

[illegible]

Columns
---------

	Year end (discounted data)
	C1000
Rows	
Prior	R0300
N-14	R0310
N-13	R0320
N-12	R0330
N-11	R0340
N-10	R0350
N-9	R0360
N-8	R0370
N-7	R0380
N-6	R0390
N-5	R0400
N-4	R0410
N-3	R0420
N-2	R0430
N-1	R0440
N	R0450
Total	R0460

5.19.01.01.11 - Reinsurance RBNS Claims - Development year (absolute amount)

Sheets	
F date:	20001
Line of business	20010 Property (accepted non-proportional reinsurance)
Accident year / Underwriting year	20030 Accident year (AY)
Currency	20030 Total/NA
Currency conversion	20040 Not applicable / Expressed in (converted to) reporting currency

		Columns															
		0	1	2	3	4	5	6	7	8	9	10	11	12	13	14	15 & +
		C1000	C1010	C1020	C1030	C1040	C1050	C1060	C1070	C1080	C1090	C1100	C1110	C1120	C1130	C1140	C1150
Rows																	
Prior	R0300																0,00
N-14	R0310	5.500.000,00	6.305.000,00	0,00	0,00	0,00	0,00	0,00	0,00	0,00	0,00	0,00	0,00	0,00	0,00	0,00	
N-13	R0320	0,00	0,00	0,00	0,00	0,00	0,00	0,00	0,00	0,00	0,00	0,00	0,00	0,00	0,00	0,00	
N-12	R0330	4.500.000,00	2.500.000,00	0,00	0,00	0,00	0,00	0,00	0,00	0,00	0,00	0,00	0,00	0,00	0,00	0,00	
N-11	R0340	0,00	0,00	0,00	0,00	0,00	0,00	0,00	0,00	0,00	0,00	0,00	0,00	0,00	0,00	0,00	
N-10	R0350	0,00	0,00	0,00	0,00	0,00	0,00	0,00	0,00	0,00	0,00	0,00	0,00	0,00	0,00	0,00	
N-9	R0360	7.948.000,00	7.948.000,00	7.948.000,00	0,00	0,00	0,00	0,00	0,00	0,00	0,00	0,00	0,00	0,00	0,00	0,00	
N-8	R0370	0,00	0,00	0,00	0,00	0,00	0,00	0,00	0,00	0,00	0,00	0,00	0,00	0,00	0,00	0,00	
N-7	R0380	0,00	0,00	0,00	0,00	0,00	0,00	0,00	0,00	0,00	0,00	0,00	0,00	0,00	0,00	0,00	
N-6	R0390	0,00	0,00	0,00	0,00	0,00	0,00	0,00	0,00	0,00	0,00	0,00	0,00	0,00	0,00	0,00	
N-5	R0400	0,00	0,00	0,00	0,00	0,00	0,00	0,00	0,00	0,00	0,00	0,00	0,00	0,00	0,00	0,00	
N-4	R0410	0,00	0,00	0,00	0,00	0,00	0,00	0,00	0,00	0,00	0,00	0,00	0,00	0,00	0,00	0,00	
N-3	R0420	0,00	0,00	0,00	0,00	0,00	0,00	0,00	0,00	0,00	0,00	0,00	0,00	0,00	0,00	0,00	
N-2	R0430	0,00	0,00	0,00	0,00	0,00	0,00	0,00	0,00	0,00	0,00	0,00	0,00	0,00	0,00	0,00	
N-1	R0440	0,00	0,00	0,00	0,00	0,00	0,00	0,00	0,00	0,00	0,00	0,00	0,00	0,00	0,00	0,00	
N	R0450	0,00	0,00	0,00	0,00	0,00	0,00	0,00	0,00	0,00	0,00	0,00	0,00	0,00	0,00	0,00	

5.19.01.01.12 - Reinsurance RBNS - Current year, sum of years (cumulative)

Sheets	
F date:	20001
Line of business	20010 Property (accepted non-proportional reinsurance)
Accident year / Underwriting year	20030 Accident year (AY)
Currency	20030 Total/NA
Currency conversion	20040 Not applicable / Expressed in (converted to) reporting currency

		Columns
		Year end (discounted data)
		C1170
Rows		
Prior	R0300	
N-14	R0310	
N-13	R0320	
N-12	R0330	
N-11	R0340	
N-10	R0350	
N-9	R0360	
N-8	R0370	
N-7	R0380	
N-6	R0390	
N-5	R0400	
N-4	R0410	
N-3	R0420	
N-2	R0430	
N-1	R0440	
N	R0450	
Total	R0460	

5.19.01.01.13 - Net Claims Paid (non-cumulative) - Development year (absolute amount)

Sheets	
F date:	20001
Line of business	20010 Property (accepted non-proportional reinsurance)
Accident year / Underwriting year	20030 Accident year (AY)
Currency	20030 Total/NA
Currency conversion	20040 Not applicable / Expressed in (converted to) reporting currency

		Columns																
		0	1	2	3	4	5	6	7	8	9	10	11	12	13	14	15 & +	
		C1300	C1310	C1320	C1330	C1340	C1350	C1360	C1370	C1380	C1390	C1400	C1410	C1420	C1430	C1440	C1450	
Rows																		
Prior	R0300	Price															0,00	
N-14	R0310	2.136.000,00	0,00	-1.056.000,00	0,00	0,00	0,00	0,00	0,00	0,00	0,00	0,00	0,00	0,00	0,00	0,00	0,00	
N-13	R0320	20.987.000,00	0,00	0,00	0,00	0,00	0,00	0,00	0,00	0,00	0,00	0,00	0,00	0,00	0,00	0,00	0,00	
N-12	R0330	0,00	6.500.000,00	7.500.000,00	0,00	0,00	0,00	0,00	0,00	0,00	0,00	0,00	0,00	0,00	0,00	0,00	0,00	
N-11	R0340	26.000.000,00	6.421.000,00	0,00	0,00	0,00	0,00	0,00	0,00	0,00	0,00	0,00	0,00	0,00	0,00	0,00	0,00	
N-10	R0350	0,00	1.416.000,00	3.905.000,00	1.174.000,00	0,00	0,00	0,00	0,00	0,00	0,00	0,00	0,00	0,00	0,00	0,00	0,00	
N-9	R0360	0,00	0,00	0,00	7.389.310,00	0,00	0,00	0,00	0,00	0,00	0,00	0,00	0,00	0,00	0,00	0,00	0,00	
N-8	R0370	0,00	0,00	2.094.096,00	0,00	0,00	0,00	0,00	0,00	0,00	0,00	0,00	0,00	0,00	0,00	0,00	0,00	
N-7	R0380	0,00	3.103.075,00	0,00	0,00	0,00	0,00	0,00	0,00	0,00	0,00	0,00	0,00	0,00	0,00	0,00	0,00	
N-6	R0390	0,00	0,00	0,00	9.573.695,00	0,00	0,00	0,00	0,00	0,00	0,00	0,00	0,00	0,00	0,00	0,00	0,00	
N-5	R0400	0,00	0,00	0,00	0,00	0,00	0,00	0,00	0,00	0,00	0,00	0,00	0,00	0,00	0,00	0,00	0,00	
N-4	R0410	0,00	0,00	2.517.682,00	0,00	4.438,00	0,00	0,00	0,00	0,00	0,00	0,00	0,00	0,00	0,00	0,00	0,00	
N-3	R0420	0,00	0,00	484.805,00	0,00	6.427.099,00	0,00	0,00	0,00	0,00	0,00	0,00	0,00	0,00	0,00	0,00	0,00	
N-2	R0430	0,00	0,00	7.500.000,00	0,00	0,00	0,00	0,00	0,00	0,00	0,00	0,00	0,00	0,00	0,00	0,00	0,00	
N-1	R0440	0,00	15.316.959,00	0,00	0,00	0,00	0,00	0,00	0,00	0,00	0,00	0,00	0,00	0,00	0,00	0,00	0,00	
N	R0450	0,00	0,00	0,00	0,00	0,00	0,00	0,00	0,00	0,00	0,00	0,00	0,00	0,00	0,00	0,00	0,00	

5.19.01.01.14 - Net Claims Paid (non-cumulative) - Current year, sum of years (cumulative)

Sheets	
F date:	20001
Line of business	20010 Property (accepted non-proportional reinsurance)
Accident year / Underwriting year	20030 Accident year (AY)
Currency	20030 Total/NA
Currency conversion	20040 Not applicable / Expressed in (converted to) reporting currency

		Columns
		In Current year
		C1360
		Sum of years (cumulative)
		C1370
Rows		
Prior	R0300	0,00
N-14	R0310	0,00
N-13	R0320	0,00
N-12	R0330	0,00
N-11	R0340	0,00
N-10	R0350	0,00
N-9	R0360	0,00
N-8	R0370	0,00
N-7	R0380	0,00
N-6	R0390	0,00
N-5	R0400	0,00
N-4	R0410	0,00
N-3	R0420	0,00
N-2	R0430	0,00
N-1	R0440	0,00
N	R0450	0,00
Total	R0460	0,00

5.19.01.01.15 - Net Undiscounted Best Estimate Claims Provisions - Development year (absolute amount)

Sheets	
F date:	20001

Use of business	20010	Property (accepted non-proportional reinsurance)
Accident year / Underwriting year	20020	Accident year (AY)
Currency	20030	Total/NA
Currency conversion	20040	Not applicable / Expressed in (converted to) reporting currency

		Columns															
		0	1	2	3	4	5	6	7	8	9	10	11	12	13	14	15 & +
		C1400	C1410	C1420	C1430	C1440	C1450	C1460	C1470	C1480	C1490	C1500	C1510	C1520	C1530	C1540	C1550
Rows																	
	Prior																0.00
N-14	00000	4,118,000.00	-5,116,000.00	0.00	0.00	0.00	0.00	0.00	0.00	0.00	0.00	0.00	0.00	0.00	0.00	0.00	0.00
N-13	00010	417,000.00	0.00	0.00	0.00	0.00	0.00	0.00	0.00	0.00	0.00	0.00	0.00	0.00	0.00	0.00	0.00
N-12	00020	11,400,000.00	7,500,000.00	0.00	0.00	0.00	0.00	0.00	0.00	0.00	0.00	0.00	0.00	0.00	0.00	0.00	0.00
N-11	00030	7,313,000.00	2,023,000.00	0.00	0.00	0.00	0.00	0.00	0.00	0.00	0.00	0.00	0.00	0.00	0.00	0.00	0.00
N-10	00040	12,700,000.00	8,300,000.00	1,174,000.00	0.00	0.00	0.00	0.00	0.00	0.00	0.00	0.00	0.00	0.00	0.00	0.00	0.00
N-9	00050	7,500,000.00	7,500,000.00	7,500,000.00	0.00	0.00	0.00	0.00	0.00	0.00	0.00	0.00	0.00	0.00	0.00	0.00	0.00
N-8	00060	3,000,000.00	2,502,000.00	0.00	0.00	0.00	0.00	0.00	0.00	0.00	0.00	0.00	0.00	0.00	0.00	0.00	0.00
N-7	00070	3,303,000.00	0.00	0.00	0.00	0.00	0.00	0.00	0.00	0.00	0.00	0.00	0.00	0.00	0.00	0.00	0.00
N-6	00080	11,350,000.00	11,130,357.00	0.00	0.00	0.00	0.00	0.00	0.00	0.00	0.00	0.00	0.00	0.00	0.00	0.00	0.00
N-5	00090	0.00	0.00	0.00	0.00	0.00	0.00	0.00	0.00	0.00	0.00	0.00	0.00	0.00	0.00	0.00	0.00
N-4	00010	2,400,000.00	2,540,000.00	20,000.00	0.00	0.00	0.00	0.00	0.00	0.00	0.00	0.00	0.00	0.00	0.00	0.00	0.00
N-3	00020	7,500,000.00	7,035,195.00	0.00	0.00	0.00	0.00	0.00	0.00	0.00	0.00	0.00	0.00	0.00	0.00	0.00	0.00
N-2	00030	7,500,000.00	0.00	0.00	0.00	0.00	0.00	0.00	0.00	0.00	0.00	0.00	0.00	0.00	0.00	0.00	0.00
N-1	00040	16,400,000.00	1,262,636.00	0.00	0.00	0.00	0.00	0.00	0.00	0.00	0.00	0.00	0.00	0.00	0.00	0.00	0.00
N	00050	6,435,750.00															

5.19.01.01.16 - Net discounted Best Estimate Claims Provisions - Current year, sum of years (cumulative)

Sheets		
F Axis:	20001	
Use of business	20010	Property (accepted non-proportional reinsurance)
Accident year / Underwriting year	20020	Accident year (AY)
Currency	20030	Total/NA
Currency conversion	20040	Not applicable / Expressed in (converted to) reporting currency

		Columns
		Year end (discounted data)
		C1560
Rows		
Prior	00000	0.00
N-14	00010	0.00
N-13	00020	0.00
N-12	00030	0.00
N-11	00040	0.00
N-10	00050	0.00
N-9	00060	0.00
N-8	00070	0.00
N-7	00080	0.00
N-6	00090	0.00
N-5	00000	0.00
N-4	00010	0.00
N-3	00020	0.00
N-2	00030	0.00
N-1	00040	1,267,338.11
N	00050	6,470,852.39
Total	00060	7,738,191.00

5.19.01.01.17 - Net RBNS Claims - Development year (absolute amount)

Sheets		
F Axis:	20001	
Use of business	20010	Property (accepted non-proportional reinsurance)
Accident year / Underwriting year	20020	Accident year (AY)
Currency	20030	Total/NA
Currency conversion	20040	Not applicable / Expressed in (converted to) reporting currency

		Columns																
		0	1	2	3	4	5	6	7	8	9	10	11	12	13	14	15 & +	
		C1600	C1610	C1620	C1630	C1640	C1650	C1660	C1670	C1680	C1690	C1700	C1710	C1720	C1730	C1740	C1750	
Rows																		
	00000	Prior															0.00	
N-14	00010	4,118,000.00	-5,116,000.00	0.00	0.00	0.00	0.00	0.00	0.00	0.00	0.00	0.00	0.00	0.00	0.00	0.00	0.00	
N-13	00020	417,000.00	0.00	0.00	0.00	0.00	0.00	0.00	0.00	0.00	0.00	0.00	0.00	0.00	0.00	0.00	0.00	
N-12	00030	11,400,000.00	7,500,000.00	0.00	0.00	0.00	0.00	0.00	0.00	0.00	0.00	0.00	0.00	0.00	0.00	0.00	0.00	
N-11	00040	7,313,000.00	2,023,000.00	0.00	0.00	0.00	0.00	0.00	0.00	0.00	0.00	0.00	0.00	0.00	0.00	0.00	0.00	
N-10	00050	12,700,000.00	8,300,000.00	1,174,000.00	0.00	0.00	0.00	0.00	0.00	0.00	0.00	0.00	0.00	0.00	0.00	0.00	0.00	
N-9	00060	7,500,000.00	7,500,000.00	7,500,000.00	0.00	0.00	0.00	0.00	0.00	0.00	0.00	0.00	0.00	0.00	0.00	0.00	0.00	
N-8	00070	3,000,000.00	2,502,000.00	0.00	0.00	0.00	0.00	0.00	0.00	0.00	0.00	0.00	0.00	0.00	0.00	0.00	0.00	
N-7	00080	3,303,000.00	0.00	0.00	0.00	0.00	0.00	0.00	0.00	0.00	0.00	0.00	0.00	0.00	0.00	0.00	0.00	
N-6	00090	11,350,000.00	11,130,357.00	0.00	0.00	0.00	0.00	0.00	0.00	0.00	0.00	0.00	0.00	0.00	0.00	0.00	0.00	
N-5	00000	0.00	0.00	0.00	0.00	0.00	0.00	0.00	0.00	0.00	0.00	0.00	0.00	0.00	0.00	0.00	0.00	
N-4	00010	2,400,000.00	2,540,000.00	20,000.00	0.00	0.00	0.00	0.00	0.00	0.00	0.00	0.00	0.00	0.00	0.00	0.00	0.00	
N-3	00020	7,500,000.00	7,081,195.00	0.00	0.00	0.00	0.00	0.00	0.00	0.00	0.00	0.00	0.00	0.00	0.00	0.00	0.00	
N-2	00030	7,500,000.00	0.00	0.00	0.00	0.00	0.00	0.00	0.00	0.00	0.00	0.00	0.00	0.00	0.00	0.00	0.00	
N-1	00040	16,400,000.00	1,262,636.00	0.00	0.00	0.00	0.00	0.00	0.00	0.00	0.00	0.00	0.00	0.00	0.00	0.00	0.00	
N	00050	6,435,750.17																

5.19.01.01.18 - Net RBNS Claims - Current year, sum of years (cumulative)

Sheets		
F Axis:	20001	
Use of business	20010	Property (accepted non-proportional reinsurance)
Accident year / Underwriting year	20020	Accident year (AY)
Currency	20030	Total/NA
Currency conversion	20040	Not applicable / Expressed in (converted to) reporting currency

		Columns
		Year end (discounted data)
		C1760
Rows		
Prior	00000	0.00
N-14	00010	0.00
N-13	00020	0.00
N-12	00030	0.00
N-11	00040	0.00
N-10	00050	0.00
N-9	00060	0.00
N-8	00070	0.00
N-7	00080	0.00
N-6	00090	0.00
N-5	00000	0.00
N-4	00010	0.00
N-3	00020	0.00
N-2	00030	0.00
N-1	00040	1,267,338.11
N	00050	6,470,852.39
Total	00060	7,738,191.00

5.19.01.01.19 - Additional information: historic inflation rates (only in the case of using methods that take into account inflation to adjust data)

Sheets		
F Axis:	20001	
Use of business	20010	Property (accepted non-proportional reinsurance)
Currency	20030	Total/NA

		Columns																
		N-14	N-13	N-12	N-11	N-10	N-9	N-8	N-7	N-6	N-5	N-4	N-3	N-2	N-1	N		
		C1800	C1810	C1820	C1830	C1840	C1850	C1860	C1870	C1880	C1890	C1900	C1910	C1920	C1930	C1940		
Rows																		
Historic inflation rate - total	00700																	
Historic inflation rate: external inflation	00710																	
Historic inflation rate: endogenous inflation	00720																	

5.19.01.01.20 - Additional information: expected inflation rates

Sheets		
F Axis:	20001	
Use of business	20010	Property (accepted non-proportional reinsurance)
Currency	20030	Total/NA

		Columns																
		N+1	N+2	N+3	N+4	N+5	N+6	N+7	N+8	N+9	N+10	N+11	N+12	N+13	N+14	N+15		

		C2000	C2010	C2020	C2030	C2040	C2050	C2060	C2070	C2080	C2090	C2100	C2110	C2120	C2130	C2140
Row:																
Expected inflation rate: total	90730															
Expected inflation rate: external inflation	90740															
Expected inflation rate: endogenous inflation	90750															

S.19.01.01.21 - Description of inflation rate used

Sheets		
E Euro:	90901	
Use of business	90910	Property (accepted non-proportional reinsurance)
Currency	90930	Total/NA
		Columns
		Description
		C2200
Rows		
Description of inflation rate used:	90750	



## Own funds

### S.23.01.01.01 - Own funds

Sheets

Z Axis:	Z0001	
---------	-------	--

		Columns				
		Total	Tier 1 - unrestricted	Tier 1 - restricted	Tier 2	Tier 3
		C0010	C0020	C0030	C0040	C0050
Rows						
Basic own funds before deduction for participations in other financial sector as foreseen in article 68 of Delegated Regulation 2015/35	AR0009					
Ordinary share capital (gross of own shares)	R0010	50.000.000,00	50.000.000,00			
Share premium account related to ordinary share capital	R0030					
Initial funds, members' contributions or the equivalent basic own - fund item for mutual and mutual-type undertakings	R0040					
Subordinated mutual member accounts	R0050					
Surplus funds	R0070					
Preference shares	R0090					
Share premium account related to preference shares	R0110					
Reconciliation reserve	R0130	109.971.264,88	109.971.264,88			
Subordinated liabilities	R0140					
An amount equal to the value of net deferred tax assets	R0160	0,00				0,00
Other own fund items approved by the supervisory authority as basic own funds not specified above	R0180					
Own funds from the financial statements that should not be represented by the reconciliation reserve and do not meet the criteria to be classified as Solvency II own funds	AR0219					
Own funds from the financial statements that should not be represented by the reconciliation reserve and do not meet the criteria to be classified as Solvency II own funds	R0220					
Deductions	AR0229					
Deductions for participations in financial and credit institutions	R0230					
Total basic own funds after deductions	R0290	159.971.264,88	159.971.264,88			0,00
Ancillary own funds	AR0299					
Unpaid and uncalled ordinary share capital callable on demand	R0300					
Unpaid and uncalled initial funds, members' contributions or the equivalent basic own fund item for mutual and mutual - type undertakings, callable on demand	R0310					
Unpaid and uncalled preference shares callable on demand	R0320					
A legally binding commitment to subscribe and pay for subordinated liabilities on demand	R0330					
Letters of credit and guarantees under Article 96(2) of the Directive 2009/138/EC	R0340					
Letters of credit and guarantees other than under Article 96(2) of the Directive 2009/138/EC	R0350					
Supplementary members calls under first subparagraph of Article 96(3) of the Directive 2009/138/EC	R0360					
Supplementary members calls - other than under first subparagraph of Article 96(3) of the Directive 2009/138/EC	R0370					
Other ancillary own funds	R0390					
Total ancillary own funds	R0400					
Available and eligible own funds	AR0499					
Total available own funds to meet the SCR	R0500	159.971.264,88	159.971.264,88			0,00
Total available own funds to meet the MCR	R0510	159.971.264,88	159.971.264,88			
Total eligible own funds to meet the SCR	R0540	159.971.264,88	159.971.264,88			0,00
Total eligible own funds to meet the MCR	R0550	159.971.264,88	159.971.264,88			
SCR	R0580	51.225.764,38				
MCR	R0600	15.459.192,61				
Ratio of Eligible own funds to SCR	R0620	312,29%				
Ratio of Eligible own funds to MCR	R0640	1034,80%				

### S.23.01.01.02 - Reconciliation reserve

Sheets

Z Axis:	Z0001	
---------	-------	--

		Columns
		Value
		C0060
Rows		
Reconciliation reserve	AR0699	
Excess of assets over liabilities	R0700	174.971.264,88
Own shares (held directly and indirectly)	R0710	0,00
Foreseeable dividends, distributions and charges	R0720	15.000.000,00
Other basic own fund items	R0730	50.000.000,00
Adjustment for restricted own fund items in respect of matching adjustment portfolios and ring fenced funds	R0740	0,00
Reconciliation reserve	R0760	109.971.264,88
Expected profits	AR0769	
Expected profits included in future premiums (EPIFP) - Life business	R0770	0,00

Expected profits included in future premiums (EPIFP) - Non-life business	R0780	0,00
Total Expected profits included in future premiums (EPIFP)	R0790	0,00

## Solvency Capital Requirement - for undertakings on Standard Formula

### S.25.01.01.01 - Basic Solvency Capital Requirement

Sheets

Z Axis:	Z0001		1
Article 112	Z0010		

		Columns		
		Net solvency capital requirement	Gross solvency capital requirement	Allocation from adjustments due to RFF and Matching adjustments portfolios
		C0030	C0040	C0050
Rows				
Market risk	R0010	10.271.180,80	10.271.180,80	
Counterparty default risk	R0020	359.430,28	359.430,28	
Life underwriting risk	R0030	0,00	0,00	
Health underwriting risk	R0040	19.747.088,56	19.747.088,56	
Non-life underwriting risk	R0050	39.840.309,93	39.840.309,93	
Diversification	R0060	-21.140.976,55	-21.140.976,55	
Intangible asset risk	R0070	0,00	0,00	
Basic Solvency Capital Requirement	R0100	49.077.033,02	49.077.033,02	

### S.25.01.01.02 - Calculation of Solvency Capital Requirement


Sheets


Z Axis:	Z0001		1
Article 112	Z0010	No	

		Columns
		Value
		C0100
Rows		
Adjustment due to RFF/MAP nSCR aggregation	R0120	0,00
Operational risk	R0130	2.148.731,36
Loss-absorbing capacity of technical provisions	R0140	0,00
Loss-absorbing capacity of deferred taxes	R0150	0,00
Capital requirement for business operated in accordance with Art. 4 of Directive 2003/41/EC	R0160	0,00
Solvency Capital Requirement excluding capital add-on	R0200	51.225.764,38
Capital add-ons already set	R0210	0,00
of which, capital add-ons already set - Article 37 (1) Type a	R0211	
of which, capital add-ons already set - Article 37 (1) Type b	R0212	
of which, capital add-ons already set - Article 37 (1) Type c	R0213	
of which, capital add-ons already set - Article 37 (1) Type d	R0214	
Solvency capital requirement	R0220	51.225.764,38
Other information on SCR	AR0399	
Capital requirement for duration-based equity risk sub-module	R0400	0,00
Total amount of Notional Solvency Capital Requirements for remaining part	R0410	0,00
Total amount of Notional Solvency Capital Requirements for ring-fenced funds	R0420	0,00
Total amount of Notional Solvency Capital Requirements for matching adjustment portfolios	R0430	0,00
Diversification effects due to RFF nSCR aggregation for article 304	R0440	0,00
Method used to calculate the adjustment due to RFF/MAP nSCR aggregation	R0450	No adjustment
Net future discretionary benefits	R0460	0,00

### S.25.01.01.03 - Approach to tax rate


Sheets



Z Axis:	Z0001		1
Article 112	Z0010	No	

		Columns
		Yes/No
		C0109
Rows		
Approach based on average tax rate	R0590	

### S.25.01.01.04 - Calculation of loss absorbing capacity of deferred taxes


Sheets


Z Axis:	Z0001		1
Article 112	Z0010	No	

		Columns	
		Before the shock	After the shock
		C0110	C0120
Rows			
DTA	R0600		
DTA carry forward	R0610		
DTA due to deductible temporary differences	R0620		
DTL	R0630		

### S.25.01.01.05 - Calculation of loss absorbing capacity of deferred taxes

Sheets

Z Axis:	Z0001		1
Article 112	Z0010	No	

		Columns
		LAC DT
		C0130
Rows		
LAC DT	R0640	
LAC DT justified by reversion of deferred tax liabilities	R0650	
LAC DT justified by reference to probable future taxable economic profit	R0660	
LAC DT justified by carry back, current year	R0670	
LAC DT justified by carry back, future years	R0680	
Maximum LAC DT	R0690	

## Minimum Capital Requirement - Only life or only non-life insurance or reinsurance activity

### S.28.01.01.01 - Linear formula component for non-life insurance and reinsurance obligations

		Columns
		MCR components
		C0010
Rows		
MCRNL Result	R0010	14.057.084,41

### S.28.01.01.02 - Background information

Sheets

Z Axis:	Z0001	1
---------	-------	---

		Columns	
		Background	
		Net (of reinsurance/SPV) best estimate and TP calculated as a whole	Net (of reinsurance) written premiums in the last 12 months
		C0020	C0030
Rows			
Medical expense insurance and proportional reinsurance	R0020	0,00	0,00
Income protection insurance and proportional reinsurance	R0030	0,00	0,00
Workers' compensation insurance and proportional reinsurance	R0040	42.410.637,49	19.264.500,00
Motor vehicle liability insurance and proportional reinsurance	R0050	0,00	0,00
Other motor insurance and proportional reinsurance	R0060	0,00	0,00
Marine, aviation and transport insurance and proportional reinsurance	R0070	0,00	0,00
Fire and other damage to property insurance and proportional reinsurance	R0080	0,00	0,00
General liability insurance and proportional reinsurance	R0090	0,00	0,00
Credit and suretyship insurance and proportional reinsurance	R0100	0,00	0,00
Legal expenses insurance and proportional reinsurance	R0110	0,00	0,00
Assistance and proportional reinsurance	R0120	0,00	0,00
Miscellaneous financial loss insurance and proportional reinsurance	R0130	0,00	0,00
Non-proportional health reinsurance	R0140	0,00	0,00
Non-proportional casualty reinsurance	R0150	10.874.206,00	7.095.836,00
Non-proportional marine, aviation and transport reinsurance	R0160	0,00	0,00
Non-proportional property reinsurance	R0170	7.738.191,00	21.912.987,00

### S.28.01.01.03 - Linear formula component for life insurance and reinsurance obligations

		Columns
		Result
		C0040
Rows		
MCRL Result	R0200	1.402.108,20

#### S.28.01.01.04 - Total capital at risk for all life (re)insurance obligations

Sheets

Z Axis:	Z0001	1
---------	-------	---

		Columns	
		Net (of reinsurance/SPV) best estimate and TP calculated as a whole	Net (of reinsurance/SPV) total capital at risk
		C0050	C0060
Rows			
Obligations with profit participation - guaranteed benefits	R0210	0,00	
Obligations with profit participation - future discretionary benefits	R0220	0,00	
Index-linked and unit-linked insurance obligations	R0230	0,00	
Other life (re)insurance and health (re)insurance obligations	R0240	66.767.057,00	
Total capital at risk for all life (re)insurance obligations	R0250		0,00

#### S.28.01.01.05 - Overall MCR calculation

Sheets

Z Axis:	Z0001	1
---------	-------	---

		Columns
		Value
		C0070
Rows		
Linear MCR	R0300	15.459.192,61
SCR	R0310	51.225.764,38
MCR cap	R0320	23.051.593,97
MCR floor	R0330	12.806.441,09
Combined MCR	R0340	15.459.192,61
Absolute floor of the MCR	R0350	9.704.110,00
Minimum Capital Requirement	R0400	15.459.192,61