



PORTABLE POWER STATION
PP3300W2



Download Manual

EN


Station d'alimentation portable
PP3300W2



Télécharger le manuel

FR


ESTACIÓN DE ENERGÍA PORTÁTIL
PP3300W2



Descargar manual

ES


STAZIONE DI ALIMENTAZIONE PORTATILE
PP3300W2



Scarica il manuale

IT

HOW TO RECHARGE



1. Connect the power station to a power source.

2. Press the power button to turn on the power station.

3. The power station will start charging and the LED indicator will light up.

FEATURES

- 1. Portable & convenient to carry and carrying.
- 2. Long-time charging, Cooling, Multi-Function.
- 3. High-capacity battery, High-efficiency power conversion.
- 4. High-capacity battery, High-efficiency power conversion.

IMPORTANT SAFETY INFORMATION

1. Do not touch the power station when it is charging or when it is powered on.
2. Do not use the power station in a flammable or explosive environment.
3. Do not use the power station in a high temperature environment.
4. Do not use the power station in a high humidity environment.

CAUTION

Do not use the power station in a flammable or explosive environment.

Do not use the power station in a high temperature environment.

Do not use the power station in a high humidity environment.

PowerSafe Management

PowerSafe Management is a feature that allows you to manage the power consumption of the power station.

PowerSafe Management can be used to limit the power consumption of the power station.

PowerSafe Management

PowerSafe Management is a feature that allows you to manage the power consumption of the power station.

PowerSafe Management can be used to limit the power consumption of the power station.

Customer Service

For more information, please contact our customer service team.

Customer Service: 1-800-4-A-ENERGIZER

HOW TO RECHARGE



1. Connect the power station to a power source.

2. Press the power button to turn on the power station.

3. The power station will start charging and the LED indicator will light up.

FEATURES

- 1. Portable & convenient to carry and carrying.
- 2. Long-time charging, Cooling, Multi-Function.
- 3. High-capacity battery, High-efficiency power conversion.
- 4. High-capacity battery, High-efficiency power conversion.

INFORMAZIONI DI SICUREZZA IMPORTANTI

1. Non toccare la stazione di alimentazione portatile quando è in carica o quando è accesa.
2. Non utilizzare la stazione di alimentazione portatile in un ambiente infiammabile o esplosivo.
3. Non utilizzare la stazione di alimentazione portatile in un ambiente ad alta temperatura.
4. Non utilizzare la stazione di alimentazione portatile in un ambiente ad alta umidità.

CAUTION

Do not use the power station in a flammable or explosive environment.

Do not use the power station in a high temperature environment.

Do not use the power station in a high humidity environment.

PowerSafe Management

PowerSafe Management is a feature that allows you to manage the power consumption of the power station.

PowerSafe Management can be used to limit the power consumption of the power station.

PowerSafe Management

PowerSafe Management is a feature that allows you to manage the power consumption of the power station.

PowerSafe Management can be used to limit the power consumption of the power station.

Customer Service

For more information, please contact our customer service team.

Customer Service: 1-800-4-A-ENERGIZER

HOW TO RECHARGE



1. Connect the power station to a power source.

2. Press the power button to turn on the power station.

3. The power station will start charging and the LED indicator will light up.

FEATURES

- 1. Portable & convenient to carry and carrying.
- 2. Long-time charging, Cooling, Multi-Function.
- 3. High-capacity battery, High-efficiency power conversion.
- 4. High-capacity battery, High-efficiency power conversion.

INFORMAZIONI SULLA SICUREZZA IMPORTANTI

1. Non toccare la stazione di alimentazione portatile quando è in carica o quando è accesa.
2. Non utilizzare la stazione di alimentazione portatile in un ambiente infiammabile o esplosivo.
3. Non utilizzare la stazione di alimentazione portatile in un ambiente ad alta temperatura.
4. Non utilizzare la stazione di alimentazione portatile in un ambiente ad alta umidità.

CAUTION

Do not use the power station in a flammable or explosive environment.

Do not use the power station in a high temperature environment.

Do not use the power station in a high humidity environment.

PowerSafe Management

PowerSafe Management is a feature that allows you to manage the power consumption of the power station.

PowerSafe Management can be used to limit the power consumption of the power station.

PowerSafe Management

PowerSafe Management is a feature that allows you to manage the power consumption of the power station.

PowerSafe Management can be used to limit the power consumption of the power station.

Customer Service

For more information, please contact our customer service team.

Customer Service: 1-800-4-A-ENERGIZER

HOW TO RECHARGE



1. Connect the power station to a power source.

2. Press the power button to turn on the power station.

3. The power station will start charging and the LED indicator will light up.

FEATURES

- 1. Portable & convenient to carry and carrying.
- 2. Long-time charging, Cooling, Multi-Function.
- 3. High-capacity battery, High-efficiency power conversion.
- 4. High-capacity battery, High-efficiency power conversion.

INFORMAZIONI SULLA SICUREZZA IMPORTANTI

1. Non toccare la stazione di alimentazione portatile quando è in carica o quando è accesa.
2. Non utilizzare la stazione di alimentazione portatile in un ambiente infiammabile o esplosivo.
3. Non utilizzare la stazione di alimentazione portatile in un ambiente ad alta temperatura.
4. Non utilizzare la stazione di alimentazione portatile in un ambiente ad alta umidità.

CAUTION

Do not use the power station in a flammable or explosive environment.

Do not use the power station in a high temperature environment.

Do not use the power station in a high humidity environment.

PowerSafe Management

PowerSafe Management is a feature that allows you to manage the power consumption of the power station.

PowerSafe Management can be used to limit the power consumption of the power station.

PowerSafe Management

PowerSafe Management is a feature that allows you to manage the power consumption of the power station.

PowerSafe Management can be used to limit the power consumption of the power station.

Customer Service

For more information, please contact our customer service team.

Customer Service: 1-800-4-A-ENERGIZER

Tragbare Stromstation PPS300W2

Handbuch herunterladen

DE

Draagbare stroomvoorziening PPS300W2

Handleiding downloaden

NL

Estação de energia portátil PPS300W2

Baikal manual

PT

Przenośna stacja energetyczna PPS300W2

Pobierz instrukcję

PL

Tragbare Stromstation PPS300W2

Wichtige Sicherheitshinweise

- 1. Lesen Sie die Bedienungsanleitung sorgfältig durch...
- 2. Verwenden Sie nur zugelassene Ladegeräte...
- 3. Verwenden Sie die Stromstation nur für den vorgesehenen Zweck...

Tragbare Stromstation PPS300W2

Wichtige Sicherheitshinweise

- 1. Lesen Sie die Bedienungsanleitung sorgfältig durch...
- 2. Verwenden Sie nur zugelassene Ladegeräte...
- 3. Verwenden Sie die Stromstation nur für den vorgesehenen Zweck...

Estação de energia portátil PPS300W2

Wichtige Sicherheitshinweise

- 1. Leia atentamente o manual de instruções...
- 2. Utilize apenas carregadores autorizados...
- 3. Utilize a estação de energia apenas para o uso pretendido...

Przenośna stacja energetyczna PPS300W2

Wichtige Sicherheitshinweise

- 1. Dokładnie przeczytaj instrukcję obsługi...
- 2. Używaj tylko zezwolonych ładowarek...
- 3. Używaj stacji energetycznej tylko do przewidzianego celu...

Tragbare Stromstation PPS300W2

Wichtige Sicherheitshinweise

- 1. Lesen Sie die Bedienungsanleitung sorgfältig durch...
- 2. Verwenden Sie nur zugelassene Ladegeräte...
- 3. Verwenden Sie die Stromstation nur für den vorgesehenen Zweck...

Tragbare Stromstation PPS300W2

Wichtige Sicherheitshinweise

- 1. Lesen Sie die Bedienungsanleitung sorgfältig durch...
- 2. Verwenden Sie nur zugelassene Ladegeräte...
- 3. Verwenden Sie die Stromstation nur für den vorgesehenen Zweck...

Estação de energia portátil PPS300W2

Wichtige Sicherheitshinweise

- 1. Leia atentamente o manual de instruções...
- 2. Utilize apenas carregadores autorizados...
- 3. Utilize a estação de energia apenas para o uso pretendido...

Przenośna stacja energetyczna PPS300W2

Wichtige Sicherheitshinweise

- 1. Dokładnie przeczytaj instrukcję obsługi...
- 2. Używaj tylko zezwolonych ładowarek...
- 3. Używaj stacji energetycznej tylko do przewidzianego celu...

Tragbare Stromstation PPS300W2

Wichtige Sicherheitshinweise

- 1. Lesen Sie die Bedienungsanleitung sorgfältig durch...
- 2. Verwenden Sie nur zugelassene Ladegeräte...
- 3. Verwenden Sie die Stromstation nur für den vorgesehenen Zweck...

Tragbare Stromstation PPS300W2

Wichtige Sicherheitshinweise

- 1. Lesen Sie die Bedienungsanleitung sorgfältig durch...
- 2. Verwenden Sie nur zugelassene Ladegeräte...
- 3. Verwenden Sie die Stromstation nur für den vorgesehenen Zweck...

Estação de energia portátil PPS300W2

Wichtige Sicherheitshinweise

- 1. Leia atentamente o manual de instruções...
- 2. Utilize apenas carregadores autorizados...
- 3. Utilize a estação de energia apenas para o uso pretendido...

Przenośna stacja energetyczna PPS300W2

Wichtige Sicherheitshinweise

- 1. Dokładnie przeczytaj instrukcję obsługi...
- 2. Używaj tylko zezwolonych ładowarek...
- 3. Używaj stacji energetycznej tylko do przewidzianego celu...