




10751990 / 05019

KICK-XT



#### EN - FOOTBALLTABLE

WARNING! Not suitable for children under the age of 36 months due to small parts and small balls, which could be swallowed or inhaled by young children. Choking hazard! To be assembled by an adult. Children should play with adult supervision only. Please retain this information! Please ensure that you read all instructions contained in this booklet carefully. Proper use of this table game can avoid damage or injury!

TOOLS REQUIRED FOR ASSEMBLY: 1 x Philips Screwdriver

#### DE - TISCHFUSSBALLSPIEL

ACHTUNG! Nicht geeignet für Kinder unter 36 Monaten. Enthält kleine Bauteile und kleine Bälle, die verschluckt oder eingeatmet werden können. Erstickungsgefahr! Muß von Erwachsenen aufgebaut werden. Kinder sollten nur unter Aufsicht eines Erwachsenen spielen. Bitte diese Information aufbewahren. Lesen Sie alle Anleitungen in dieser Broschüre aufmerksam durch. Bei korrekter Benutzung dieses Spieltischs vermeiden Sie Beschädigungen und Verletzungen!

WERKZEUG FÜR DIE MONTAGE: 1 Kreuzschlitzschraubenzieher

#### FR - BABY-FOOT

ATTENTION! Ne convient pas aux enfants de 36 mois. Présence de petits éléments et petites balles risquant d'être avalés ou inhalés. Risque d'étouffement! Les enfants ne doivent jouer que sous la surveillance d'adultes. A monter par un adulte. Cette information à conserver SVP! Veuillez vous assurer de lire attentivement toutes les instructions incluses dans ce manuel. Une utilisation correcte de ce baby-foot peut éviter tout dommage et blessure!

OUTILS NECESSAIRES A L'ASSEMBLAGE: 1 tournevis cruciforme

#### ES - FUTBOLÍN

¡ATENCIÓN! No conviene a los niños menores de 36 meses. Contiene piezas pequeñas et bolitas pequeñas, que podrían ser tragados o inhalados por niños pequeños. Riesgo de asfixia! Los niños no deben jugar nunca con ellos sin la supervisión de un adulto.

A montar por un adulto. Rogamos guarden esta advertencia. Asegúrese de leer detenidamente todas las instrucciones de este folleto. El uso adecuado de este juego de mesa puede evitar daños o lesiones.

HERRAMIENTAS NECESARIAS PARA EL MONTAJE: 1 destornillador de estrella

#### IT - CALCIOBALILLA

AVVERTENZE! Non adatto a bambini di età inferiore a 36 mesi. Presenza di piccoli elementi e piccole sfere, che potrebbero essere ingeriti o inalati. Rischio di soffocamento! Da usare sotto il diretto controllo di un adulto. Deve essere montato da un adulto. Conservate bene queste informazioni. Leggete accuratamente le istruzioni contenute nell'opuscolo. L'uso corretto di questo tavolo da gioco evita danni e/o lesioni.

UTENSILI NECESSARI PER IL MONTAGGIO: 1 x Cacciavite a stella

#### NL - TAFELVOETBAL

WAARSCHUWING! Niet geschikt voor kinderen jonger dan 36 maanden. Bevat kleine onderdelen en balletjes, die kunnen worden ingeslikt en/of ingeademd. Verstikkingsgevaar! Kinderen dienen te spelen onder toezicht van volwassenen. Mag door volwassenen gebouwd worden. Bewaar deze informatie. Gelieve alle instructies in deze handleiding grondig te lezen. Een juist gebruik van deze speeltafel zal schade en kwetsuren voorkomen!

NODIGE WERKTUIGEN TIJDENS DE MONTAGE: 1 x Kruiskopschroevendraaier

#### DK - FODBOLDBORD

ADVARSEL! Ikke egnet for børn under 36 måneder på grund af små dele, som kan sluges eller indåndes af små børn. Kvælningfare! Skal samles af en voksen. Børn bør kun lege med voksen overvågning. Gem venligst denne information. Korrekt brug af dette bordspil kan undgå skade eller skade! Vær sikker på du har læst alle instruktioner i denne pjece grundigt. Korrekt brug af dette bordspil kan undgå skade eller skade!

VÆRKTØJ DER KRÆVES TIL SAMLING: 1 x Stjerne Skruetrækker

#### Manufacturer / Importer:

CARROMCO GmbH & Co. KG

Mühlenweg 144, D-22844 Norderstedt / Germany

Tel.: 49 (0) 1805 25 63 63




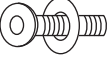


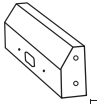
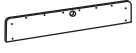
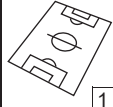
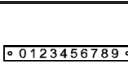






E-Mail [service@carromco.com](mailto:service@carromco.com) Website – [www.carromco.com](http://www.carromco.com)

MADE IN CHINA / IN CHINA HERGESTELLT / FABRIQUE EN CHINE /

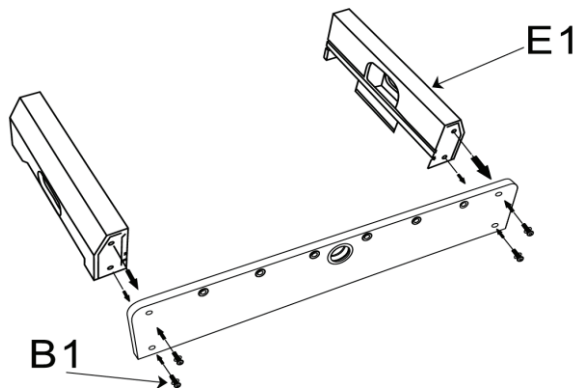
HECHO EN CHINA / GEMAAKT IN CHINA / LAVET I KINA




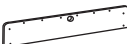
# 10751990 / 05019 KICK-XT

	FOOTBALL FUSSBALL PELONA DE FUTBOL PALLONE DA CALCIO 2 x VOETBAL BOLA FODBOLD		HAND GRIP HANDGRIFF PUÑO IMPUGNATURA 6 x HANDVAT PEGA HÄNDTAG		SAFETY END CAP SICHERHEITSKAPPE TAPÓN DE SEGURIDAD CAPPUCCI DI SICUREZZA 6 x VEILIGHEIDSDOPJE TAMPÃO DE SEGURANÇA SIKKERHEDS AFLUKKER
	SCREW SCHRAUBEN TORNILLO VITE 16 x SCHROEF PARAFUSOS SKRUE		SCREW SCHRAUBE TORNILLO VITE 6 x SCHROEF PARAFUSOS SKRUE		SCREW SCHRAUBE TORNILLO VITE 4 x SCHROEF PARAFUSOS SKRUE
	END APRON ENDE SCHÜRZE PANEL FRONTAL PIASTRA TERMINALE 2 x EINRAND COBERTURA FINAL ENDE BANDE		SIDE APRON SEITENPLATTE PANEL LATERAL PIASTRA LATERALE 2 x ZIJPANEL COBERTURA LATERAL SIDE BANDER		PLAYFIELD SPIELFELD CAMPO DEL JUEGO CAMPO GIOCO 1 x SPEELVELD CAMPO SPILLEFELT
	MANUAL SCORER A MANUELLER TORZÄHLER A MARCADOR MANUAL A SEGNAPUNTI MANUALE A 2 x MANUELE SCORETELLER A PONTUADOR MANUAL A MANUAL MÅLTAVLE A		LEFT LEG LINKES BEIN PATA IZQUIERDA GAMBA SINISTRA 2 x LINKER POOT PERNO DO LADO ESQUERDO VENSTRE BEN		RIGHT LEG RECHTES BEIN PATA DERECHA GAMBA DESTRA 2 x RECHTER POOT PERNA DO LADO DIREITO HØJRE BEN
	BUMPER KOFANGER PARAGOLPES SOSTEGNO 12x STOOTBLOKJE MOLA DE BORRACHA STØDEPUDE		MANUAL SCORER B MANUELLER TORZÄHLER B MARCADOR MANUAL B SEGNAPUNTI MANUALE B 2 x MANUELE SCORETELLER B PONTUADOR MANUAL B MANUAL MÅLTAVLE B		MANUAL SCORER C MANUELLER TORZÄHLER C MARCADOR MANUAL C SEGNAPUNTI MANUALE C 4 x MANUELE SCORETELLER C PONTUADOR MANUAL C MANUAL MÅLTAVLE C
	PLAYER ROD ASSEMBLY SPIELERSTANGEN VARILLA DE JUGADOR ASTA A GIOCATORE 6 x SPELERSTANGEN VARAS DE JOGADOR SAMLING AF SPILLERSTANG				

## FIG. 1

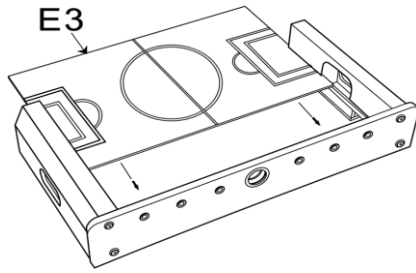


E1  2 x

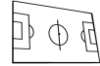
E2  1 x

B1  4 x

**FIG. 2**

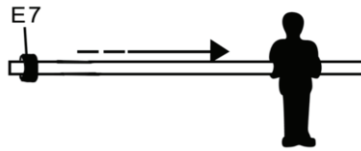


E3



1 x

**FIG. 3**

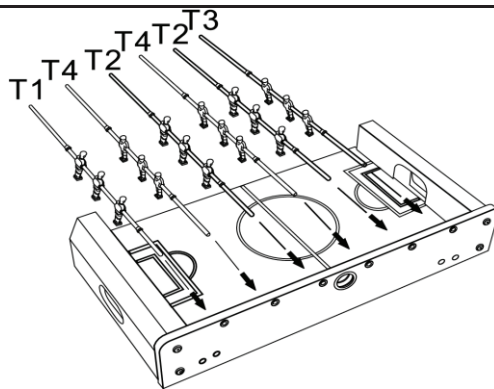


E7



12 x

**FIG. 4**

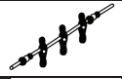


T1



1 x

T2



2 x

T3



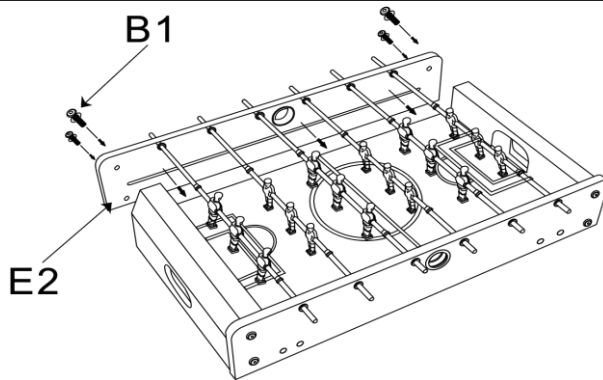
1 x

T4

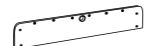


2 x

**FIG. 5**



E2



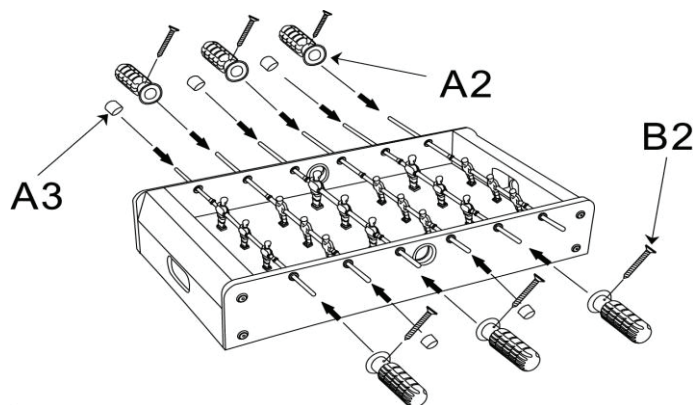
1 x

B1

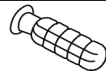


4 x

**FIG. 6**



A2



6 x

A3



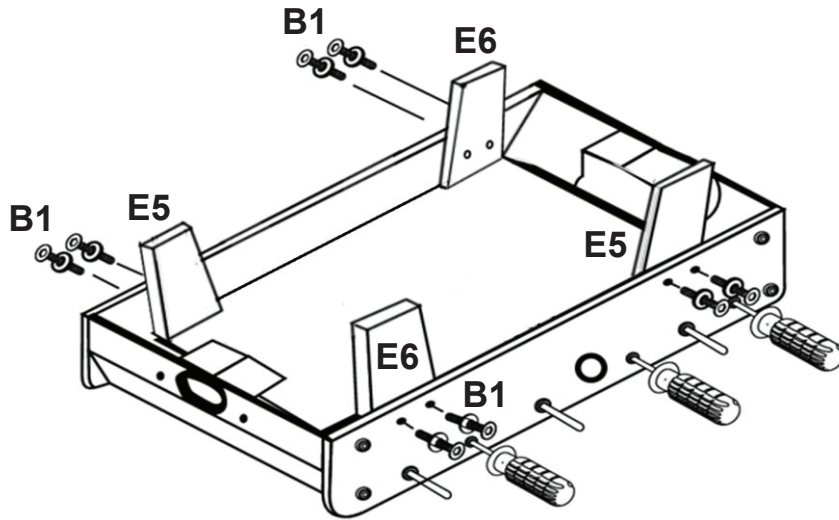
6 x



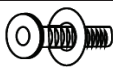
B2



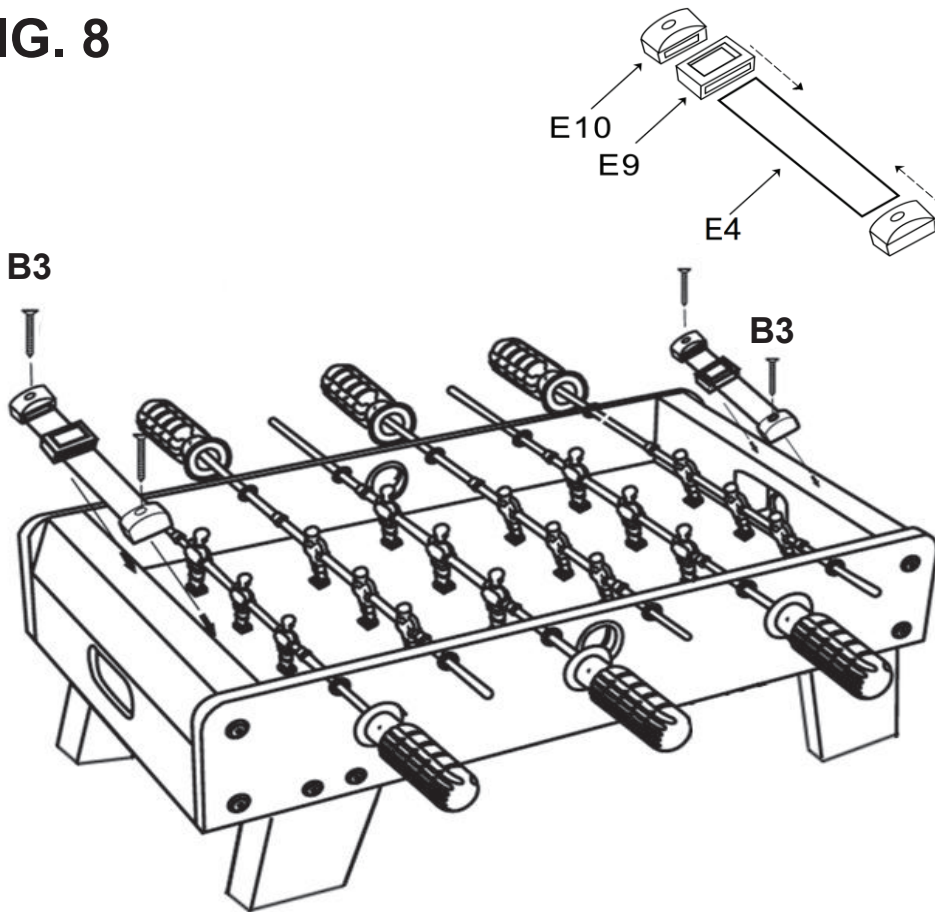
6 x

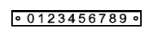


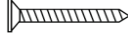
**FIG. 7**



E5		2 x
E6		2 x
B1		8 x

**FIG. 8**



E4		2 x
E9		2 x
E10		4 x
B3		4 x