

## Regulatory compliance and safety information

Thank you for choosing to buy a Dyson air purifier.

To read your safety instructions and guarantee terms and conditions in English, go to page 2.

To read your safety instructions and guarantee terms and conditions in ANZ, go to page 5.

To read your safety instructions and guarantee terms and conditions in India, go to page 10.

To read your safety instructions and guarantee terms and conditions in English (AR), go to page 13.

## الامتثال التنظيمي ومعلومات السلامة

شكراً لشرائك مروحة دايسون لتنقية الهواء

لقراءة تعليمات السلامة وشروط وأحكام الضمان باللغة العربية، انتقل إلى الصفحة 19.

TP12

TP12 YY

TP12 ZZ

EN

## IMPORTANT SAFETY INSTRUCTIONS

### WARNING

#### THE APPLIANCE AND THE REMOTE CONTROL BOTH CONTAIN MAGNETS.

1. Implanted medical devices such as pacemakers and defibrillators may be affected by strong magnetic fields. If you or someone in your household has an implanted medical device or defibrillator, avoid placing the remote control in a pocket or near to the device.
2. Credit cards and electronic storage media may also be affected by magnets and should be kept away from the remote control and the top of the appliance.

#### TO REDUCE THE RISK OF FIRE, ELECTRIC SHOCK, OR INJURY:

3. This appliance can be used by children aged from 8 years and above and persons with reduced physical, sensory or reasoning capabilities, or lack of experience and knowledge, only if they have been given supervision or instruction by a responsible person concerning use of the appliance in a safe way and understand the hazards involved. Children shall not play with the appliance. Cleaning and user maintenance shall not be made by children without supervision.
4. Do not use outdoors or on wet surfaces and do not handle any part of the appliance or plug with wet hands.
5. Keep the appliance away from flammable liquids, vapours, air fresheners and essential oils.
6. Always plug directly into a wall socket. Never use with an extension cable as overloading may result in the cable overheating and catching fire.

7. Do not use this appliance if it has been damaged or submerged in water.
8. Keep this appliance and cable away from heated surfaces. Do not position the cable under furniture or appliances.
9. Do not put any objects into any openings as this may cause an electric shock or fire or damage the appliance.
10. Always carry this appliance by the base and not by the loop amplifier.
11. If there is a loose fit between the plug and the socket or the plug becomes very hot, the socket may need to be replaced. Check with a qualified electrician to replace the socket.
12. Disconnect power or unplug before cleaning, performing any maintenance or replacing a filter. Always unplug the appliance when not in use.
13. This appliance contains a Class 1 laser. Unintended use of the appliance or damage to the housing may result in the escape of dangerous laser radiation. Do not stare at the light source. Laser radiation may, even in little doses, cause harm to the eyes and skin. Do not attempt to modify or disassemble the laser tube.
14. If the supply cable is damaged, it must be replaced or repaired by the manufacturer, its service agent or similarly qualified persons in order to avoid a hazard.
15. **WARNING.** Chemical Burn and Choking Hazard. Keep batteries away from Children (whether the battery is new or used). This product contains a lithium button/coin cell battery. If a new or used lithium button/coin cell battery is swallowed or enters the body, it can cause severe internal burns and can lead to death in as little as 2 hours or less. Always completely secure



the battery compartment. If the battery compartment does not close securely, stop using the product, remove the batteries, and keep it away from children. If you think a battery might have been swallowed or placed inside any part of the body, seek immediate medical attention. The button/coin battery is located inside the remote control.

## READ AND SAVE THESE INSTRUCTIONS

---

### Additional information

#### Control without the remote

- Your machine can be controlled through the MyDyson™ app.

#### Maintaining your machine

- To always get the best performance from your machine, it's important to regularly clean it and check for blockages.

#### Cleaning your machine

- If dust accumulates on the surface of your machine, wipe dust from the loop amplifier, shrouds and other parts with a clean, dry cloth only.
- Look for blockages in the air inlet holes on the shroud and the small aperture inside the loop amplifier.
- Use a soft brush to remove dust and debris.
- Don't use detergents or polishes to clean your machine.

#### Replaceable parts

- Your machine has replaceable filter units and batteries, any other servicing must be carried out by an authorised service representative.

#### Battery replacement



#### Caution

- Unscrew the battery compartment on the remote control. Loosen the base and pull to remove the battery.
- Do not install backwards or short circuit the batteries.
- Do not attempt to dismantle or charge the batteries. Keep away from fire.
- Follow battery manufacturers' instructions when installing new batteries (battery type CR 2032).
- Always replace the screw in the remote control and refer to the battery hazard in the warning section.

#### Non-washable filter units

- Your filter units are non-washable and non-recyclable.
- Failure to replace your filter units when prompted may result in changes to product performance and appearance.
- Replacement filter units can be purchased at [www.dyson.com](http://www.dyson.com) or via the MyDyson™ app.

#### Auto mode

- A period of six days is required after your machine is first used for the sensor to calibrate. During this period, your machine may be more sensitive to VOCs (such as odors) than normal.
- During first use, whilst the sensors calibrate, your machine can take up to two minutes to show VOC and NO<sub>2</sub> data.

#### MyDyson™ app connectivity

- You must have a live internet connection in order for the MyDyson™ app to work.
- Your machine can connect to either 2.4GHz or 5GHz networks which includes most modern routers. Check your router documentation for compatibility.
- Dyson endeavours to ensure that our technology is compatible with current operating systems, but this is not guaranteed. If you have any questions or would like to check the latest compatibility, please contact the Dyson Helpline.
- Your mobile device must have Bluetooth® wireless technology 4.0 support (Bluetooth® wireless technology Low Energy) in order to set up a connection with the machine. Check your device specification for compatibility.
- BLE/Wi-Fi 2.4GHz
- Wi-Fi 5GHz
- Networked standby: 0.9W

#### Conformity information

- Hereby, Dyson declares that this environmental control radio equipment is in compliance with Directive 2014/53/EU.
- The full text of the EU Declaration of Conformity is available at the following internet address:
- [www.dyson.co.uk/inside-dyson/terms/compliance](http://www.dyson.co.uk/inside-dyson/terms/compliance) (GB)

- [www.dyson.ie/inside-dyson/terms/compliance](http://www.dyson.ie/inside-dyson/terms/compliance) (IE)
- Bluetooth 2.4GHz, 0.02W max

#### Disposal information

- Dyson products are made from high grade recyclable materials. Recycle where possible.
- Dispose of or recycle the battery in accordance with local ordinances or regulations.



This symbol indicates that this machine should not be disposed with your general household waste. To prevent possible harm to the environment or human health from uncontrolled waste disposal, recycle it responsibly to promote the sustainable reuse of material resources. When this machine has reached the end of its serviceable life, please take it to a recognised WEEE (Waste Electrical and Electronic Equipment) collection facility such as your local civic amenity site for recycling. Your local authority or retailer will be able to advise you of your nearest recycling facility.

- Dispose of the exhausted filter unit(s) in accordance with local ordinances or regulations.
- The battery should be removed from the machine before disposal.

#### Limited 2-year guarantee

Terms and conditions of the Dyson 2-year limited guarantee are set out below. The name, address details of the Dyson guarantor for your country are set out in this document – please refer to the table on the back page for full details.

#### What is covered

- The repair or replacement of your Dyson machine (at Dyson's discretion) if it is found to be defective due to faulty materials, workmanship or function within two years of purchase or delivery (if any part is no longer available or out of manufacture, Dyson will replace it with a functional replacement part).

#### What is not covered

- Replacement filter units. The machine's filter units are not covered by the guarantee.

Dyson does not guarantee the repair or replacement of a product where a defect is the result of:

- Damage caused by not carrying out the recommended machine maintenance.
- Accidental damage, faults caused by negligent use or care, misuse, neglect, carelessness or operation or handling of the machine which is not in accordance with the Dyson User manual.
- Use of the machine for anything other than normal domestic household purposes.
- Use of parts not assembled or installed in accordance with the instructions of Dyson.
- Use of parts and accessories which are not genuine Dyson components.
- Faulty installation (except where installed by Dyson).
- Repairs or alterations carried out by parties other than Dyson or its authorised agents.
- Blockages – Refer to the Dyson User manual for details on how to look for and clear blockages.
- Normal wear and tear (e.g. fuse etc.).
- Reduction in battery discharge time due to battery age or use (where applicable).

If you are in any doubt as to what is covered by your guarantee, please contact the Dyson Helpline.

#### Summary of cover

- The guarantee becomes effective from the date of purchase (or the date of delivery if this is later).
- You must provide proof of (both the original and any subsequent) delivery/purchase before any work can be carried out on your Dyson machine. Without this proof, any work carried out will be chargeable. Keep your receipt or delivery note.
- All work will be carried out by Dyson or its authorised agents.
- Any parts which are replaced by Dyson will become the property of Dyson.
- The repair or replacement of your Dyson machine under guarantee will not extend the period of guarantee unless this is required by local law in the country of purchase.
- The guarantee provides benefits which are additional to and do not affect your statutory rights as a consumer and will apply whether you purchased your product directly from Dyson or from a third party.

---

**ANZ**

## IMPORTANT SAFETY INSTRUCTIONS

### WARNING



### THE APPLIANCE AND THE REMOTE CONTROL BOTH CONTAIN MAGNETS.

1. Implanted medical devices such as pacemakers and defibrillators may be affected by strong magnetic fields. If you or someone in your

- household has an implanted medical device or defibrillator, avoid placing the remote control in a pocket or near to the device.
2. Credit cards and electronic storage media may also be affected by magnets and should be kept away from the remote control and the top of the appliance.

**TO REDUCE THE RISK OF FIRE, ELECTRIC SHOCK, OR INJURY:**

3. This appliance is not intended for use by persons (including children) with reduced physical, sensory or mental capabilities, or lack of experience and knowledge, unless they have been given supervision or instruction concerning use of the appliance by a person responsible for their safety. Children should be supervised to ensure that they do not play with the appliance.
4. If the supply cable is damaged, it must be replaced or repaired by the manufacturer, its service agent or similarly qualified persons in order to avoid a hazard.
5. Do not use outdoors or on wet surfaces and do not handle any part of the appliance or plug with wet hands.
6. Keep the appliance away from flammable liquids, vapours, air fresheners and essential oils.
7. Always plug directly into a wall socket. Never use with an extension cable as overloading may result in the cable overheating and catching fire.
8. Do not use this appliance if it has been damaged or submerged in water.
9. Keep this appliance and cable away from heated surfaces. Do not position the cable under furniture or appliances.
10. Do not put any objects into any openings as this may cause an electric shock or fire or damage the appliance.

11. Always carry this appliance by the base and not by the loop amplifier.
12. If there is a loose fit between the plug and the socket or the plug becomes very hot, the socket may need to be replaced. Check with a qualified electrician to replace the socket.
13. Disconnect power or unplug before cleaning, performing any maintenance or replacing a filter. Always unplug the appliance when not in use.
14. This appliance contains a Class 1 laser. Unintended use of the appliance or damage to the housing may result in the escape of dangerous laser radiation. Do not stare at the light source. Laser radiation may, even in little doses, cause harm to the eyes and skin. Do not attempt to modify or disassemble the laser tube.
15.   **WARNING.** Chemical Burn and Choking Hazard. Keep batteries away from Children (whether the battery is new or used). This product contains a lithium button/coin cell battery. If a new or used lithium button/coin cell battery is swallowed or enters the body, it can cause severe internal burns and can lead to death in as little as 2 hours or less. Always completely secure the battery compartment. If the battery compartment does not close securely, stop using the product, remove the batteries, and keep it away from children. If you think a battery might have been swallowed or placed inside any part of the body, seek immediate medical attention. The button/coin battery is located inside the remote control.

**READ AND SAVE THESE  
INSTRUCTIONS**

---

## Additional information

### Control without the remote

- Your machine can be controlled through the MyDyson™ app.

### Maintaining your machine

- To always get the best performance from your machine, it's important to regularly clean it and check for blockages.

### Cleaning your machine

- If dust accumulates on the surface of your machine, wipe dust from the loop amplifier, shrouds and other parts with a clean, dry cloth only.
- Look for blockages in the air inlet holes on the shroud and the small aperture inside the loop amplifier.
- Use a soft brush to remove dust and debris.
- Don't use detergents or polishes to clean your machine.

### Replaceable parts

- Your machine has replaceable filter units and batteries, any other servicing must be carried out by an authorised service representative.

### Battery replacement



#### CAUTION

- Unscrew the battery compartment on the remote control. Loosen the base and pull to remove the battery.
- Do not install backwards or short circuit the batteries.
- Do not attempt to dismantle or charge the batteries. Keep away from fire.
- Follow battery manufacturers' instructions when installing new batteries (battery type CR 2032).
- Always replace the screw in the remote control and refer to the battery hazard in the warning section.

### Non-washable filter units

- Your filter units are non-washable and non-recyclable.
- Failure to replace your filter units when prompted may result in changes to product performance and appearance.
- Replacement filter units can be purchased at [www.dyson.com.au/support](http://www.dyson.com.au/support) (AU) or [www.dyson.co.nz/support](http://www.dyson.co.nz/support) (NZ) or via the MyDyson™ app.

### Auto mode

- A period of six days is required after your machine is first used for the sensor to calibrate. During this period, your machine may be more sensitive to VOCs (such as odours) than normal.
- During first use, whilst the sensors calibrate, your machine can take up to two minutes to show VOC and NO<sub>2</sub> data.

### MyDyson™ app connectivity

- You must have a live Internet connection in order for the MyDyson™ app to work.
- Your machine can connect to either 2.4GHz or 5GHz networks which includes most modern routers. Check your router documentation for compatibility.
- Dyson endeavours to ensure that our technology is compatible with current operating systems, but this is not guaranteed. If you have any questions or would like to check the latest compatibility, please contact the Dyson Helpline.
- Your mobile device must have Bluetooth® wireless technology 4.0 support (Bluetooth® wireless technology Low Energy) in order to set up a connection with your machine. Check your device specification for compatibility.
- BLE/Wi-Fi 2.4GHz
- Wi-Fi 5GHz

### Disposal information

Dyson products are made from high-grade recyclable materials. Please dispose of this product responsibly and recycle where possible. When your Dyson machine reaches the end of its life, we can assist with its safe disposal. You can send your old Dyson machine back to us (at our cost) and we will organise for it to be recycled.\*

\*Please note that not all parts are recyclable. Recycling of parts is subject to the capabilities of third party suppliers.

Simply:

1. Please contact the Dyson Helpline on 1800 239 766 (Australia) or 0800 397 667 (New Zealand).
2. Provide the serial number of your old Dyson machine.
3. Dyson Helpline staff will arrange a reply-paid shipping label to be emailed.
4. Box up your old Dyson machine.
5. Print and attach the provided reply-paid shipping label on the external of the box.
6. Write "Dyson We Recycle" on the external of the box.
7. Take the package to your local post office to send the machine back to us.
  - Keep the used batteries away from children as these can still harm children if swallowed.
  - Your filter units are non-washable and non-recyclable.
  - Dispose of the exhausted filter unit(s) in accordance with local ordinances or regulations.
  - The battery should be removed from the machine before disposal.

### Australian Consumer law

In Australia, your Dyson machine comes with guarantees that cannot be excluded under the Australian Consumer Law. You are entitled to a replacement or refund for a major failure and for compensation for any



other reasonably foreseeable loss or damage. You are also entitled to have your Dyson machine repaired or replaced if it fails to be of acceptable quality and the failure does not amount to a major failure. All rights under the Dyson guarantee are in addition to your rights under the Australian Consumer Law. You can find more information about your rights by visiting the ACCC's website.

#### **New Zealand Consumer Law**

Under the New Zealand Consumer Guarantees Act 1993, if the product is not of acceptable quality but that defect is not substantial, Dyson may choose whether to repair or replace the product. If a repair will be difficult, Dyson may instead provide you with a refund. If a product's defect is substantial or cannot be fixed, you can ask for either a refund, replacement product, or compensation for any reduction in that product's value. You are also entitled to compensation for any other reasonably foreseeable loss caused by that substantial defect.

#### **Dyson 2-year guarantee**

Terms and conditions of the Dyson 2-year guarantee

##### **What is covered**

- The repair or replacement of your Dyson machine (at Dyson's discretion) if it is found to be defective due to faulty materials, workmanship or function within two years of purchase (if any part is no longer available or out of manufacture, Dyson will replace it with a functional replacement part).
- This Dyson guarantee will only be valid if the machine is used in the country in which it was sold.

##### **What is not covered**

- Replacement filter units. The machine's filter units are not covered by the guarantee.

Under your Dyson guarantee, Dyson shall not be liable for costs of repair or replacement of a product incurred as a result of:

- Damage caused by not carrying out the recommended machine maintenance.
- Accidental damage, faults caused by negligent use or care, misuse, neglect, careless operation or handling of the Dyson machine which is not in accordance with your Dyson User manual.
- Use of the Dyson machine for anything other than normal domestic purposes in the country of purchase.
- Use of parts not assembled or installed in accordance with the instructions of Dyson.
- Use of parts and accessories other than those produced or recommended by Dyson.
- Faulty installation (except where installed by Dyson).
- Repairs or alterations carried out by parties other than Dyson or its authorised agents.
- Blockages – Refer to the Dyson User manual for details on how to look for and clear blockages.
- Normal wear and tear (e.g. fuse etc.).
- Reduction in battery discharge time due to battery age or use (cordless machines only).
- Whether or not the Dyson guarantee applies, you may have rights and remedies available to you under Australian or New Zealand Consumer Law.

##### **Other terms relating to the Dyson guarantee**

- The Dyson guarantee becomes effective from the date of purchase.
- All work will be carried out by Dyson Appliances (Aust.) Pty Limited, Dyson New Zealand Limited (NZ) or their authorised agents.
- Any parts replaced by Dyson or its service agents will become the property of Dyson Appliances (Aust.) Pty Limited or Dyson New Zealand Limited (NZ).
- You must provide proof of purchase for your Dyson machine in order to make a claim under the Dyson guarantee.
- Under the Dyson guarantee, the repair, replacement and any associated delivery charges (both to and from Dyson) will be at no cost to you.
- Whether or not the Dyson guarantee applies, you may have rights and remedies available to you under Australian or New Zealand Consumer Law.

##### **Important data protection information**

You will need to provide us with basic contact information when you register your Dyson machine or via the MyDyson™ app.

When registering your Dyson machine:

- You will need to provide us with basic contact information to register your machine and enable us to support your Dyson guarantee.

When registering via the MyDyson™ app:

- You will need to provide us with basic contact information to register the MyDyson™ app. This enables us to securely link your machine to your instance of the app.
- When you register, you will have the opportunity to choose whether you would like to receive communications from us. If you opt-in to communications from Dyson, we will send you details of special offers and news of our latest innovations.
- We never sell your information to third parties and only use information that you share with us as defined by our privacy policies which are available on our website [privacy.dyson.com](https://www.dyson.com/privacy).

IN

## IMPORTANT SAFETY INSTRUCTIONS

### WARNING

#### THE APPLIANCE AND THE REMOTE CONTROL BOTH CONTAIN MAGNETS.

1. Implanted medical devices such as pacemakers, and defibrillators may be affected by strong magnetic fields. If you or someone in your household has an implanted medical device or defibrillator, avoid placing the remote control in a pocket or near to the device.
2. Credit cards and electronic storage media may also be affected by magnets and should be kept away from the remote control and the top of the appliance.

#### TO REDUCE THE RISK OF FIRE, ELECTRIC SHOCK, OR INJURY:

3. This appliance is not intended for use by persons (including children) with reduced physical, sensory or mental capabilities, or lack of experience and knowledge, unless they have been given supervision or instruction concerning use of the appliance by a person responsible for their safety. Children should be supervised to ensure that they do not play with the appliance.
4. Do not use outdoors or on wet surfaces and do not handle any part of the appliance or plug with wet hands.
5. Keep the appliance away from flammable liquids, vapours, air fresheners and essential oils.
6. Always plug directly into a wall socket. Never use with an extension cable as overloading may result in the cable overheating and catching fire.
7. Do not use this appliance if it has been damaged or submerged in water.

8. Keep this appliance and cable away from heated surfaces. Do not position the cable under furniture or appliances.
9. Do not put any objects into any openings as this may cause an electric shock or fire or damage the appliance.
10. Always carry this appliance by the base and not by the loop amplifier.
11. If there is a loose fit between the plug and the socket or the plug becomes very hot, the socket may need to be replaced. Check with a qualified electrician to replace the socket.
12. Disconnect power or unplug before cleaning, performing any maintenance or replacing a filter. Always unplug the appliance when not in use.
13. This appliance contains a Class 1 laser. Unintended use of the appliance or damage to the housing may result in the escape of dangerous laser radiation. Do not stare at the light source. Laser radiation may, even in little doses, cause harm to the eyes and skin. Do not attempt to modify or disassemble the laser tube.
14. If the supply cable is damaged, it must be replaced or repaired by the manufacturer, its service agent or similarly qualified persons in order to avoid a hazard.
15. Chemical Burn and Choking Hazard. Keep batteries away from children. This product contains a lithium button/coin cell battery. If a new or used lithium button/coin cell battery is swallowed or enters the body, it can cause severe internal burns and can lead to death in as little as 2 hours. Always completely secure the battery compartment. If the battery compartment does not close securely, stop using the product, remove the batteries, and keep it away from children. If you



think batteries might have been swallowed or placed inside any part of the body, seek immediate medical attention.

## READ AND SAVE THESE INSTRUCTIONS

---

### Additional information

#### Control without the remote

- Your machine can be controlled through the MyDyson™ app.

#### Maintaining your machine

- To always get the best performance from your machine, it's important to regularly clean it and check for blockages.

#### Cleaning your machine

- If dust accumulates on the surface of your machine, wipe dust from the loop amplifier, shrouds and other parts with a clean, dry cloth only.
- Look for blockages in the air inlet holes on the shroud and the small aperture inside the loop amplifier.
- Use a soft brush to remove dust and debris.
- Don't use detergents or polishes to clean your machine.

#### Replaceable parts

- Your machine has replaceable filter units and batteries, any other servicing must be carried out by an authorised service representative.

#### Battery replacement



##### Caution

- Unscrew the battery compartment on the remote control. Loosen the base and pull to remove the battery.
- Do not install backwards or short circuit the batteries.
- Do not attempt to dismantle or charge the batteries. Keep away from fire.
- Follow battery manufacturers' instructions when installing new batteries (battery type CR 2032).
- Always replace the screw in the remote control and refer to the battery hazard in the warning section.

#### Non-washable filter units

- Your filter units are non-washable and non-recyclable.
- Failure to replace the filter units when prompted may result in changes to product performance and appearance.
- Replacement filter units can be purchased at [www.dyson.in](http://www.dyson.in) or via the MyDyson™ app.

#### Auto mode

- A period of six days is required after your machine is first used for the sensor to calibrate. During this period, your machine may be more sensitive to VOCs (such as odours) than normal.
- During first use, whilst the sensors calibrate, your machine can take up to two minutes to show VOC and NO<sub>2</sub> data.

#### MyDyson™ app connectivity

- You must have a live internet connection in order for the MyDyson™ app to work.
- Your machine can connect to either 2.4GHz or 5GHz networks which includes most modern routers. Check your router documentation for compatibility.
- Dyson endeavours to ensure that our technology is compatible with current operating systems but this is not guaranteed. If you have any questions or would like to check the latest compatibility, please contact the Dyson Helpline.
- Your mobile device must have Bluetooth® wireless technology 4.0 support (Bluetooth® wireless technology Low Energy) in order to set up a connection with your machine. Check your device specification for compatibility.
- BLE/Wi-Fi 2.4GHz
- Wi-Fi 5GHz

#### Disposal information

- Dyson products are made from high grade recyclable materials. Recycle where possible.
- Dispose of or recycle the battery in accordance with local ordinances or regulations.
- Dispose of the exhausted filter unit(s) in accordance with local ordinances or regulations.
- The battery should be removed from the machine before disposal.

#### Limited 2-year warranty

Terms and conditions of the Dyson 2-year limited warranty.

#### What is covered

- The repair or replacement of your Dyson machine (at Dyson's discretion) if it is found to be defective due to faulty materials, workmanship or function within two years of purchase or delivery (if any part is no longer available or out of manufacture, Dyson will replace it with a functional replacement part).
- This warranty will only be valid if the machine is used in the country in which it was sold.

#### **What is not covered**

- Replacement filter units. The machine's filter units are not covered by the warranty.

Dyson does not guarantee the repair or replacement of a product where a defect is the result of:

- Damage caused by not carrying out the recommended machine maintenance.
- Accidental damage, faults caused by negligent use or care, misuse, neglect, carelessness or operation or handling of the machine which is not in accordance with the Dyson User manual.
- Use of the machine for anything other than normal domestic household purposes.
- Use of parts not assembled or installed in accordance with the instructions of Dyson.
- Use of parts and accessories which are not genuine Dyson components.
- Faulty installation (except where installed by Dyson).
- Repairs or alterations carried out by parties other than Dyson or its authorised agents.
- Blockages – Refer to the Dyson User manual for details on how to look for and clear blockages.
- Normal wear and tear (e.g. fuse etc.).
- Reduction in battery discharge time due to battery age or use (where applicable).

If you are in any doubt as to what is covered by your warranty, please contact the Dyson Helpline.

#### **Summary of cover**

- The warranty becomes effective from the date of purchase (or the date of delivery if this is later).
- You must provide proof of (both the original and any subsequent) delivery/purchase before any work can be carried out on your Dyson machine. Without this proof, any work carried out will be chargeable. Keep your receipt or delivery note.
- All work will be carried out by Dyson or its authorised agents.
- Any parts which are replaced by Dyson will become the property of Dyson.
- The repair or replacement of your Dyson machine under warranty will not extend the period of warranty.
- The warranty provides benefits which are additional to and do not affect your statutory rights as a consumer.

#### **Important data protection information**

You will need to provide us with basic contact information when you register your Dyson machine or the MyDyson™ app.

When registering your Dyson machine:

- You will need to provide us with basic contact information to register your machine and enable us to support your warranty.

When registering via the MyDyson™ app:

- You will need to provide us with basic contact information to register the MyDyson™ app. This enables us to securely link your machine to your instance of the app.
- When you register, you will have the opportunity to choose whether you would like to receive communications from us. If you opt-in to communications from Dyson, we will send you details of special offers and news of our latest innovations.
- We never sell your information to third parties and only use information that you share with us as defined by our privacy policies which are available on our website at [privacy.dyson.com](https://www.dyson.com/privacy).

---

## **ENAR**

## **IMPORTANT SAFETY INSTRUCTIONS**

### **WARNING**

### **THE APPLIANCE AND THE REMOTE CONTROL BOTH CONTAIN MAGNETS.**

1. Implanted medical devices such as pacemakers and defibrillators may be affected by strong magnetic fields. If you or someone in your household has an implanted medical device or defibrillator, avoid placing the remote control in a pocket or near to the device.
2. Credit cards and electronic storage media may also be affected by magnets and should be kept away from the remote control and the top of the appliance.

## **TO REDUCE THE RISK OF FIRE, ELECTRIC SHOCK, OR INJURY:**

3. This appliance is not intended for use by persons (including children) with reduced physical, sensory or mental capabilities, or lack of experience and knowledge, unless they have been given supervision or instruction concerning use of the appliance by a person responsible for their safety. Children should be supervised to ensure that they do not play with the appliance.
4. If the supply cable is damaged, it must be replaced or repaired by the manufacturer, its service agent or similarly qualified persons in order to avoid a hazard.
5. Do not use outdoors or on wet surfaces and do not handle any part of the appliance or plug with wet hands.
6. Keep the appliance away from flammable liquids, vapours, air fresheners and essential oils.
7. Always plug directly into a wall socket. Never use with an extension cable as overloading may result in the cable overheating and catching fire.
8. Do not use this appliance if it has been damaged or submerged in water.
9. Keep this appliance and cable away from heated surfaces. Do not position the cable under furniture or appliances.
10. Do not put any objects into any openings as this may cause an electric shock or fire or damage the appliance.
11. Always carry this appliance by the base and not by the loop amplifier.
12. If there is a loose fit between the plug and the socket or the plug becomes very hot, the socket may need to be replaced. Check with a qualified electrician to replace the socket.

13. Disconnect power or unplug before cleaning, performing any maintenance or replacing a filter. Always unplug the appliance when not in use.
14. This appliance contains a Class 1 laser. Unintended use of the appliance or damage to the housing may result in the escape of dangerous laser radiation. Do not stare at the light source. Laser radiation may, even in little doses, cause harm to the eyes and skin. Do not attempt to modify or disassemble the laser tube.
15. **Chemical Burn and Choking Hazard.** Keep batteries away from children. This product contains a lithium button/coin cell battery. If a new or used lithium button/coin cell battery is swallowed or enters the body, it can cause severe internal burns and can lead to death in as little as 2 hours. Always completely secure the battery compartment. If the battery compartment does not close securely, stop using the product, remove the batteries, and keep it away from children. If you think batteries might have been swallowed or placed inside any part of the body, seek immediate medical attention.



## READ AND SAVE THESE INSTRUCTIONS

---

### Additional information

#### Control without the remote

- Your machine can be controlled through the MyDyson™ app.

#### Maintaining your machine

- To always get the best performance from your machine, it's important to regularly clean it and check for blockages.

#### Cleaning your machine

- If dust accumulates on the surface of your machine, wipe dust from the loop amplifier, shrouds and other parts with a clean, dry cloth only.
- Look for blockages in the air inlet holes on the shroud and the small aperture inside the loop amplifier.
- Use a soft brush to remove dust and debris.
- Don't use detergents or polishes to clean your machine.

#### Replaceable parts

- Your machine has replaceable filter units and batteries, any other servicing must be carried out by an authorised service representative.

#### Battery replacement



#### Caution

- Unscrew the battery compartment on the remote control. Loosen the base and pull to remove the battery.

- Do not install backwards or short circuit the batteries.
- Do not attempt to dismantle or charge the batteries. Keep away from fire.
- Follow battery manufacturers' instructions when installing new batteries (battery type CR 2032).
- Always replace the screw in the remote control and refer to the battery hazard in the warning section.

#### **Non-washable filter units**

- Your filter units are non-washable and non-recyclable.
- Failure to replace your filter units when prompted may result in changes to product performance and appearance.
- Replacement filter units can be purchased at [www.sa.dyson.com/support](http://www.sa.dyson.com/support) (SA) or [www.dyson.ae/support](http://www.dyson.ae/support) (UAE) or via the MyDyson™ app.

#### **Auto mode**

- A period of six days is required after your machine is first used for the sensor to calibrate. During this period, your machine may be more sensitive to VOCs (such as odours) than normal.
- During first use, whilst the sensors calibrate, your machine can take up to two minutes to show VOC and NO<sub>2</sub> data.

#### **MyDyson™ app connectivity**

- You must have a live internet connection in order for the MyDyson™ app to work.
- Your machine can connect to either 2.4GHz or 5GHz networks which includes most modern routers. Check your router documentation for compatibility.
- Dyson endeavours to ensure that our technology is compatible with current operating systems, but this is not guaranteed. If you have any questions or would like to check the latest compatibility, please contact the Dyson Helpline.
- Your mobile device must have Bluetooth® wireless technology 4.0 support (Bluetooth Low Energy) in order to set up a connection with your machine. Check your device specification for compatibility.
- BLE/Wi-Fi 2.4GHz
- Wi-Fi 5GHz

#### **Disposal information**

- Dyson products are made from high grade recyclable materials. Recycle where possible.
- Dispose of or recycle the battery in accordance with local ordinances or regulations.
- Dispose of the exhausted filter unit(s) in accordance with local ordinances or regulations.
- The battery should be removed from the machine before disposal.

#### **Guarantee terms and conditions**

Please contact Ayan Trading (SA) or Jumbo Electronics Co. Ltd (LLC) (UAE) for the terms and conditions of your guarantee.

Please keep your invoice to validate your guarantee.

#### **Important data protection information**

You will need to provide us with basic contact information when you register your Dyson machine or the MyDyson™ app.

When registering your Dyson machine:

- You will need to provide us with basic contact information to register your machine and enable us to support your guarantee.

When registering via the MyDyson™ app:

- You will need to provide us with basic contact information to register the MyDyson™ app. This enables us to securely link your machine to your instance of the app.
- When you register, you will have the opportunity to choose whether you would like to receive communications from us. If you opt-in to communications from Dyson, we will send you details of special offers and news of our latest innovations.
- We never sell your information to third parties and only use information that you share with us as defined by our privacy policies which are available on our website [privacy.dyson.com](http://privacy.dyson.com).



- ابحث عن أي انسدادات في فتحات دخول الهواء الموجودة بالغطاء وفي الفتحة الصغيرة الموجودة داخل المضخم الحلقي.
  - استخدم فرشاة ناعمة لإزالة الغبار والرواسب.
  - لا تستخدم المواد المنظفة أو الملمعة لتنظيف الجهاز.
- الأجزاء القابلة للاستبدال**
- يحتوي جهازك على وحدات مرشح وبطاريات قابلة للاستبدال، ويجب إجراء أي صيانة أخرى بواسطة مُمثل خدمة معتمد.

#### استبدال البطارية



##### تنبيه

- قم بفك حجرة بطارية وحدة التحكم عن بُعد، ثم فك القاعدة واسحب لإخراج البطارية
- لا تدخل البطاريات بشكل عكسي ولا تقم بتشغيل البطاريات على دائرة كهربائية قصيرة.
- لا تحاول فك البطاريات أو شحنها، واحرص على إبعادها عن النيران.
- اتبع إرشادات الشركة المصنعة للبطارية عند تركيب بطاريات جديدة (نوع البطارية CR 2032).
- استبدل دائماً البرغي في وحدة التحكم عن بُعد وراجع مخاطر البطارية في قسم التحذير.

#### وحدات المرشح غير القابلة للغسل

- وحدات الفلاتر الخاصة بك غير قابلة للغسل وغير قابلة لإعادة التدوير.
- قد ينتج عن عدم استبدال وحدات المرشح الخاصة بك عند المطالبة بذلك حدوث تغيرات في أداء الجهاز ومظهره.
- يمكن شراء وحدات المرشح البديلة من [www.sa.dyson.com/support](http://www.sa.dyson.com/support) (بالنسبة للمملكة العربية السعودية) أو [www.dyson.ae/support](http://www.dyson.ae/support) (بالنسبة للإمارات العربية المتحدة).

#### الوضع التلقائي

- تتطلب معايرة المستشعر فترة قدرها 6 أيام بعد استخدام الجهاز لأول مرة. أثناء هذه الفترة، قد يكون جهازك أكثر حساسية للمركبات العضوية المتطايرة (مثل الروائح).
- أثناء الاستخدام لأول مرة، أثناء معايرة المستشعرات، يمكن أن يستغرق جهازك ما يصل إلى دقيقتين لإظهار المركبات العضوية المتطايرة وبيانات ثاني أكسيد النيتروجين.

#### للإتصال بتطبيق MyDyson™

- يجب أن يكون لديك اتصال مباشر بالإنترنت حتى يعمل تطبيق MyDyson™
- يمكن ربط جهازك إما بشبكة 2.4 جيجاهرتز وإما 5 جيجاهرتز وهما يشملان معظم أجهزة التوجيه الحديثة. راجع وثائق جهاز التوجيه الخاص بك للتحقق من التوافق.
- تبذل شركة Dyson قصارى جهدها لضمان توافق تقنيتنا مع أنظمة التشغيل الحالية ولكننا لا نضمن ذلك. إذا كانت لديك أي أسئلة أخرى، أو ترغب في مراجعة أحدث معلومات التوافق، فترجى الاتصال بخط المساعدة التابع لشركة Dyson.
- يجب أن يدعم هاتفك المحمول تقنية Bluetooth® 4.0 اللاسلكية (البلوتوث منخفض الطاقة) من أجل إعداد الاتصال بالجهاز. راجع مواصفات جهازك للتحقق من التوافق.
- BLE/Wi-Fi 2.4GHz
- Wi-Fi 5GHz

#### معلومات التخلص من الجهاز

- منتجات Dyson مصنوعة من مواد عالية الجودة قابلة لإعادة التدوير. لذلك عليك إعادة تدويرها كلما كان ذلك ممكناً.
- يتم التخلص من البطارية أو إعادة تدويرها وفقاً للقوانين أو اللوائح المحلية.
- احفظ البطاريات المستعملة بعيداً عن متناول الأطفال، حيث قد تتسبب في إلحاق الضرر بالأطفال في حال ابتلاعها.
- وحدات الفلاتر الخاصة بك غير قابلة للغسل وغير قابلة لإعادة التدوير.
- يتم التخلص من وحدات الفلاتر منتهية الصلاحية وفقاً للقوانين أو اللوائح المحلية.

#### شروط وأحكام الضمان

للحصول على المعلومات والإرشادات الخاصة بالضمان، الرجاء الاتصال بشركة Ayan Trading (المملكة العربية السعودية) أو Jumbo Electronics Co. Ltd (الإمارات العربية المتحدة).

تنبيه: الرجاء الاحتفاظ بفاتورة الشراء لتأكيد الضمان.



#### معلومات مهمة حول حماية البيانات

- ستحتاج إلى تزويدنا بمعلومات الاتصال الأساسية عند تسجيل منتج Dyson الخاص بك أو تطبيق MyDyson™
- عند تسجيل جهاز دايسون الخاص بك:
- ستحتاج إلى تزويدنا بمعلومات الاتصال الأساسية لتسجيل منتجك وتمكيننا من دعم الضمان الخاص بك.
- عند التسجيل عبر تطبيق MyDyson™
- ستحتاج إلى تزويدنا بمعلومات الاتصال الأساسية لتسجيل تطبيق MyDyson™؛ هذا يمكننا من ربط منتجك بأمان بمثيل التطبيق لديك
- عند التسجيل، سيكون لديك الفرصة لاختيار تلقي رسائل منا أم لا. إذا وافقت على تلقي رسائل من Dyson، فسنرسل لك تفاصيل العروض الخاصة والأخبار المتعلقة بأحدث الابتكارات لدينا.
- نحن لا نبيع مطلقاً معلوماتك إلى جهات أخرى كما أننا نستخدم المعلومات فقط التي تشاركها معنا على النحو الذي تحدده سياسات الخصوصية لدينا المتوفرة على موقع الويب الخاص بنا [privacy.dyson.com](http://privacy.dyson.com)

تنبيه: الرجاء الاحتفاظ بفاتورة الشراء لتأكيد الضمان.

#### معلومات مهمة حول حماية البيانات

- ستحتاج إلى تزويدنا بمعلومات الاتصال الأساسية عند تسجيل منتج Dyson الخاص بك أو تطبيق MyDyson™
- عند تسجيل جهاز دايسون الخاص بك:
- ستحتاج إلى تزويدنا بمعلومات الاتصال الأساسية لتسجيل منتجك وتمكيننا من دعم الضمان الخاص بك.
- عند التسجيل عبر تطبيق MyDyson™
- ستحتاج إلى تزويدنا بمعلومات الاتصال الأساسية لتسجيل تطبيق MyDyson™؛ هذا يمكننا من ربط منتجك بأمان بمثيل التطبيق لديك
- عند التسجيل، سيكون لديك الفرصة لاختيار تلقي رسائل منا أم لا. إذا وافقت على تلقي رسائل من Dyson، فسنرسل لك تفاصيل العروض الخاصة والأخبار المتعلقة بأحدث الابتكارات لدينا.
- نحن لا نبيع مطلقاً معلوماتك إلى جهات أخرى كما أننا نستخدم المعلومات فقط التي تشاركها معنا على النحو الذي تحدده سياسات الخصوصية لدينا المتوفرة على موقع الويب الخاص بنا [privacy.dyson.com](http://privacy.dyson.com)

9. احتفظي بالجهاز والكابل بعيدًا عن الأسطح الساخنة. لا تضعي الكابل أسفل الأثاث أو الأجهزة.
10. لا تضع أي جسم في أي فتحة إذ إن هذا قد يؤدي إلى حدوث صدمة كهربائية أو نشوب حريق أو تلف الجهاز.
11. احرصي دائمًا على حمل هذا الجهاز من القاعدة وليس من المضخم الحلقي.
12. إذا كان التركيب سائبًا بين القابس والمقبس أو إن أصبح القابس ساخنًا للغاية، فقد يحتاج المقبس إلى استبداله. تحققى بالاستعانة بكهربائي مؤهل لاستبدال المقبس.
13. افصل الطاقة أو انزع المقبس قبل التنظيف أو إجراء أي صيانة أو استبدال مرشح. احرص دائمًا على فصل الجهاز من الكهرباء عند عدم استخدامه.
14. يحتوي هذا الجهاز على ليزر من الفئة 1. قد يؤدي الاستخدام غير المقصود للجهاز أو تلف المبيت إلى تسرب إشعاع الليزر الخطير. لا تحقق في مصدر الضوء. قد يؤدي إشعاع الليزر إلى الإضرار بالعينين والجلد، حتى إذا كان بجرعات قليلة. لا تحاول تعديل أنبوب الليزر أو فكّه.
15. خطر التعرض لحرق كيميائي أو الاختناق. احرصي على إبعاد البطاريات عن متناول الأطفال. يحتوي هذا المنتج على بطارية ليثيوم خلوية دائرية الشكل.   في حال ابتلاع بطارية ليثيوم خلوية دائرية الشكل جديدة أو مستعملة أو دخولها إلى الجسم، فإنها قد تتسبب بحروق داخلية وقد تؤدي إلى الوفاة في أقل من ساعتين. احرصي دائمًا على إحكام غلق حجرة البطارية. إذا لم يتم غلق حجرة البطارية بإحكام، توقف عن استخدام المنتج وقم بإزالة البطاريات واحفظها بعيدًا عن متناول الأطفال. إذا كنت تشك في ابتلاع البطاريات أو دخولها في أي جزء من أجزاء الجسم، فاستشيرى الطبيب على الفور.

اقرأ هذه التعليمات واحفظها

#### معلومات إضافية

- التحكم دون استخدام وحدة التحكم عن بُعد
- يمكن التحكم في جهازك من خلال تطبيق MyDyson™.

#### صيانة جهازك

- للحصول دائمًا على أفضل أداء من جهازك، فإنه من المهم تنظيفه بانتظام والتحقق من عدم وجود انسدادات.

#### تنظيف جهازك

- إذا تراكم الغبار على سطح جهازك، فامسح الغبار عن المضخم الحلقي، والأنغمية، والأجزاء الأخرى باستخدام قطعة قماش نظيفة وجافة فقط.

## إرشادات هامة

## ⚠ تحذير

يحتوي الجهاز وأداة التحكم عن بُعد على مغناطيس.

1. قد تتأثر الأجهزة الطبية المزروعة مثل ناظمت القلب وأجهزة صدمات القلب الكهربائية بالمجالات المغناطيسية القوية. إذا كنت تستخدم أنت أو أحد أفراد أسرتك جهازًا طبيًا مزروعًا أو جهاز صدمات القلب الكهربائية، فتجنب وضع جهاز التحكم عن بُعد في جيبك أو بالقرب من الجهاز.
2. قد تتأثر أيضاً بطاقات الائتمان ووسائل التخزين الإلكترونية بالمواد المغناطيسية، ولذا ينبغي حفظها بعيداً عن وحدة التحكم عن بُعد وأعلى الجهاز.

### لتجنب مخاطر الحريق أو الصدمة الكهربائية أو الإصابة:

3. هذا الجهاز غير مُخصص للاستخدام من جانب أشخاص (من بينهم الأطفال) من ذوي القدرات البدنية أو الحسية أو العقلية المحدودة، أو يفتقرون إلى الخبرة والمعرفة، ما لم يُقدم لهم الإشراف أو التوجيه بشأن استخدام الجهاز من جانب شخص مسؤول عن سلامتهم. ينبغي مراقبة الأطفال لضمان عدم عبثهم بالجهاز.
4. إذا كان هناك تلف في كابل الكهرباء، فيجب استبداله أو إصلاحه بمعرفة الشركة المصنعة أو وكيل الصيانة التابع لها أو أي شخص يتمتع بدرجة مشابهة من التأهيل، لتجنب التعرض لأي خطر.
5. لا تستخدم الجهاز في الهواء الطلق أو على أسطح رطبة أو تلمسي أي جزء من الجهاز أو توصليه بالمقبس بأيدي مبتلة.
6. أبقِ الجهاز بعيداً عن السوائل والأبخرة ومعطرات الهواء والزيوت العطرية القابلة للاشتعال.
7. قومي بتوصيله دائماً بمقبس الحائط مباشرة. لا تستخدمه مع كابل تطويل، حيث إن زيادة التحميل قد تؤدي إلى زيادة سخونة الكابل واشتعاله.
8. لا تستخدم هذا الجهاز في حال تلفه أو غمره بالماء.

The Bluetooth® word mark and logos are registered trademarks owned by the Bluetooth SIG, Inc. and any use of such marks by Dyson is under license. Apple and the Apple logo are trademarks of Apple Inc., registered in the U.S. and other countries. App Store is a service mark of Apple Inc., registered in the U.S. and other countries. Google Play and the Google Play logo are trademarks of Google Inc.

إن علامة كلمة Bluetooth® وشعاراتها هي علامات تجارية مسجلة مملوكة لشركة Bluetooth SIG, Inc. ويخضع أي استخدام لهذه العلامات من قبل Dyson للترخيص. يُعد كل من Apple وشعار Apple علامتين تجاريتين لشركة Apple Inc. مسجلتين في الولايات المتحدة والبلدان الأخرى. كما يمثل App Store علامة خدمة لشركة Apple Inc. مسجلة في الولايات المتحدة والبلدان الأخرى. أما Google Play وشعار Google Play، فهما علامتان تجاريتان لشركة Google Inc.