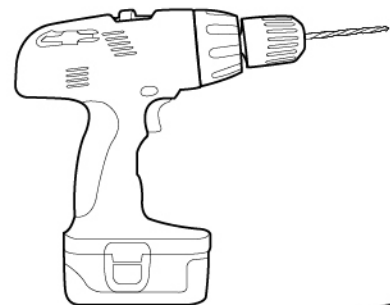
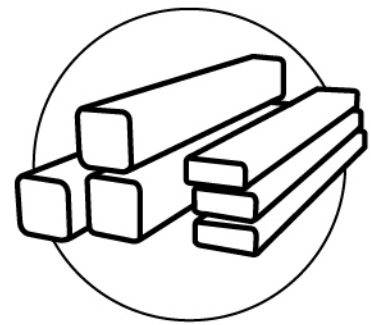


Timber Pack, Cutting & Drilling

S Series


1

S - Swing Module Start



2

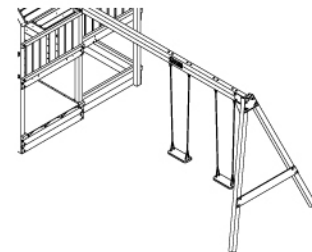
S - Swing Start



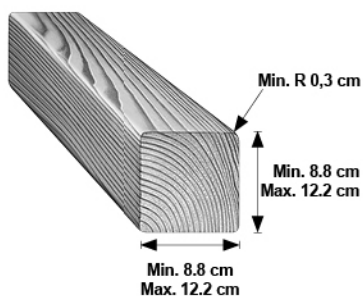
Owner's Manual

1

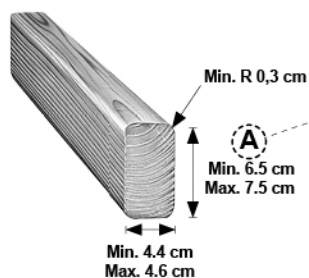
S - Swing Module Start



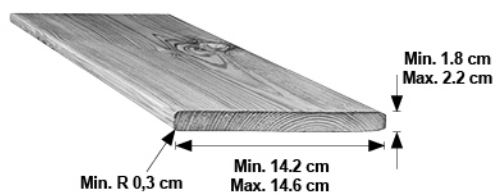
part 2a Timber Pack



400	(400 cm ± 0,5 cm)	Ps	Qs	2x	2x
270	(270 cm ± 0,5 cm)			2x	2x
199	(199 cm ± 0,5 cm)			-	1x



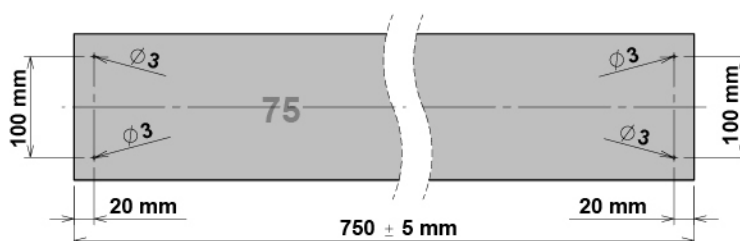
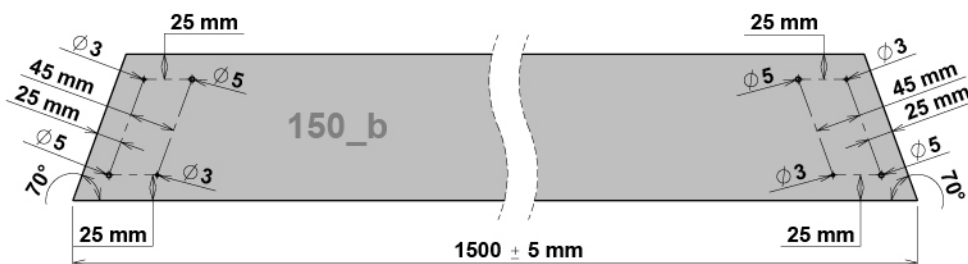
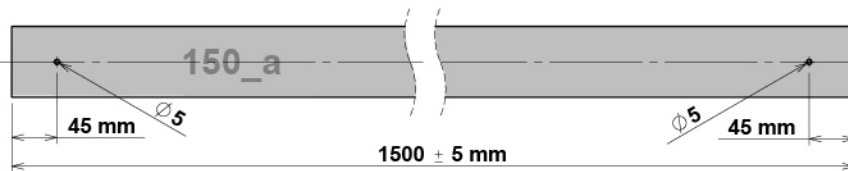
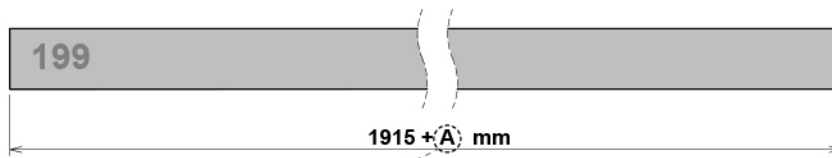
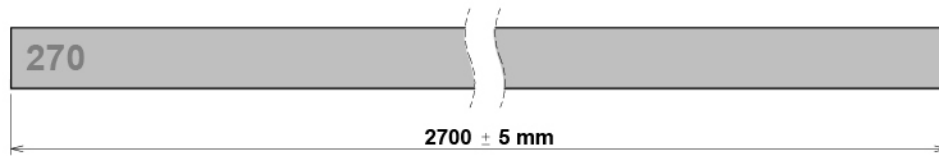
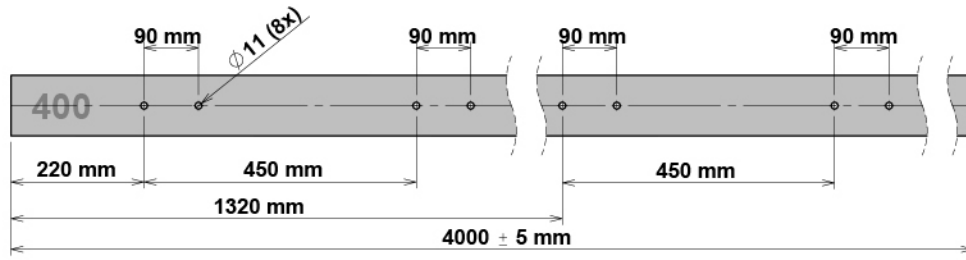
150_a	(150 cm ± 0,5 cm)			1x	-
-------	-------------------	--	--	----	---



150_b	(150 cm ± 0,5 cm)			1x	1x
75	(75 cm ± 0,5 cm)			2x	-

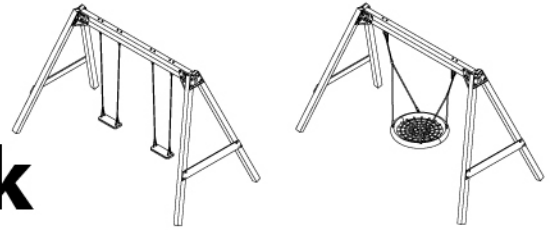
part **2b**

Cutting & Drilling

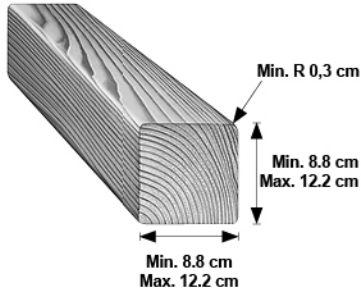


2

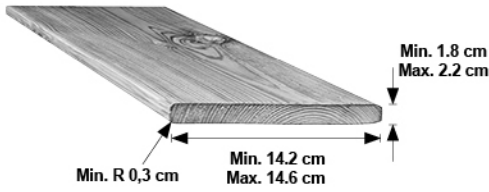
S - Swing Start



part 2a Timber Pack



270_a	(270 cm ± 0,5 cm)	2x
270_b	(270 cm ± 0,5 cm)	4x



150_b	(150 cm ± 0,5 cm)	2x
-------	-------------------	----

10_460_0019_104_26_0501_CD_Part_2_S-Swings - 20150113

part 2b Cutting & Drilling

