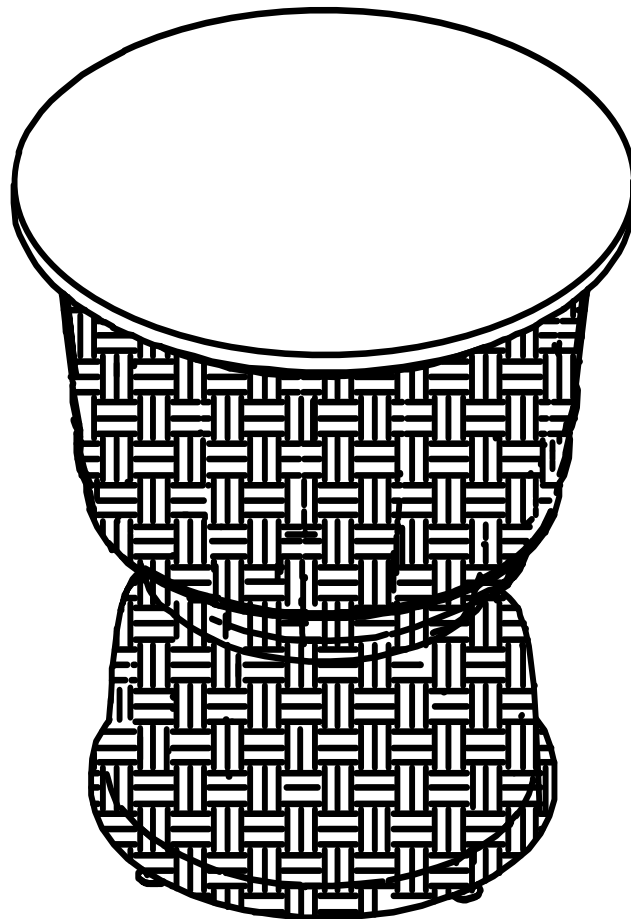


BAKKEDAL SIDE TABLE



salling group

GB: DOMESTIC USE

IMPORTANT, RETAIN FOR FUTURE REFERENCE:
READ CAREFULLY

DK: PRIVAT BRUG

VIGTIGT, GEMMES TIL SENERE BRUG:
LÆSES OMHYGGELIGT



GB: IMPORTANT INFORMATION!

Please read the entire manual carefully before starting to assemble and/or using this product. Follow the manual thoroughly and keep it for further reference.

DK: VIGTIG INFORMATION!

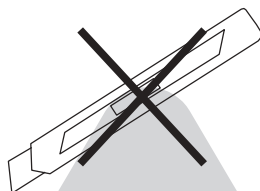
Læs hele manualen grundigt igennem før samling og/eller brug af dette produkt. Følg manualen nøje, og opbevar den til senere brug.

GB: WARNING TO AVOID SCRATCHES!

To avoid scratching this furniture, it should be assembled on a soft layer – e.g. a rug.

DK: ADVARSEL FOR AT FORHINDRE RIDSER!

For at forhindre ridser skal dette møbel samles på et blødt underlag, f.eks. et tæppe.

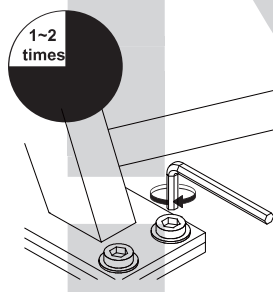


GB: IMPORTANT!

It is important that any product which is assembled using any kind of screw is re-tightened 2 weeks after assembly, and once every 3 months – This is in order to assure stability throughout the lifespan of the product.

DK: VIGTIGT!

Det er vigtigt, at alle produkter, der samles med alle former for skruer, efterspændes to uger efter samling samt hver tredje måned for at sikre, at produktet er stabilt i hele dets levetid.




GB: MAINTENANCE & CARE!

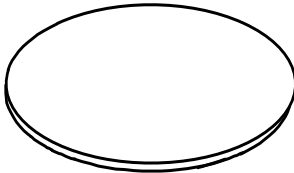
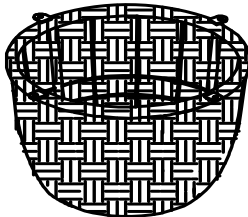
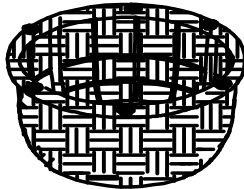
Care and maintain the appearance of your unit. Regular dusting with soft cloth will be adequate. For grime stains wipe unit with a damp cloth. If the product contains cushions, it is always recommended to keep them in a cushion box if they are not being used. Generally, if you also use a cover to protect outdoor furniture, they will stay neat for a long time. Store out of season in a dry, frost-free and well-ventilated place, e.g. garage, carport or basement.

DK: VEDLIGEHOLDELSE OG PLEJE!

For at holde produktet pænt bør det rengøres med en let fugtet klud regelmæssigt. Anvend kun vand eller et mildt vaskemiddel. Tørres af med en ren klud. Hvis produktet indeholder hynder anbefales det altid opbevaring i en hyndeboкс. Generelt gælder det, at bruger man også cover til afdækning af udendørsmøbler, vil de holde sig pæne i længere tid. Opbevares udenfor sæson i et tørt frostfrit og ventileret rum, f.eks. garage, carport eller kælderrum.



Part List and Hardware List

PIECE	DESCRIPTION	PICTURE	Q.TY
A	Table top		1X
B	Upper part		1X
C	Lower part		1X

Hardware List



M6 x30mm


① X 4



M4 x15mm


② X 4

③ X 4




M6

④ X 1



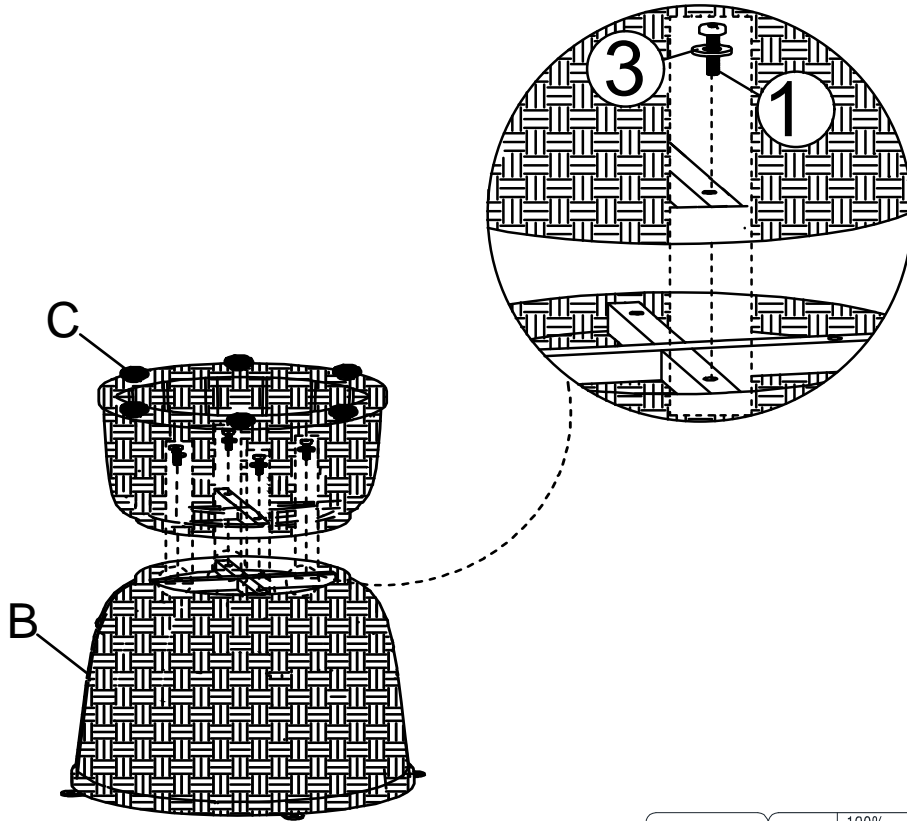
M4

⑤ X 1

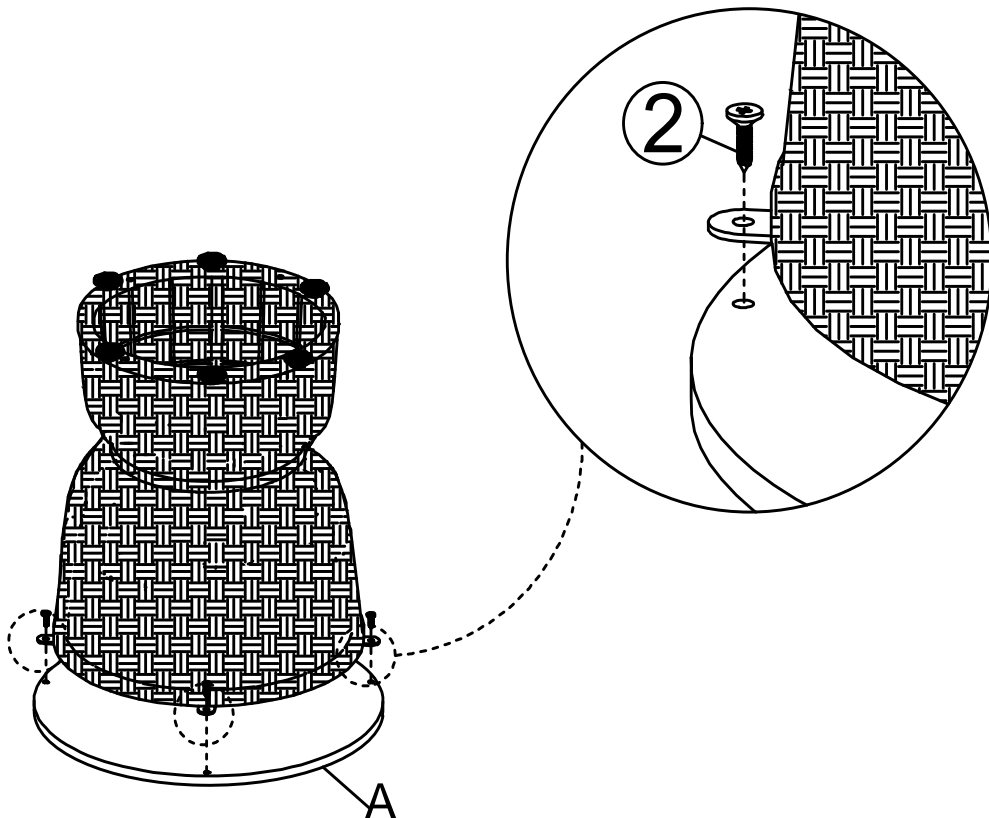


M4

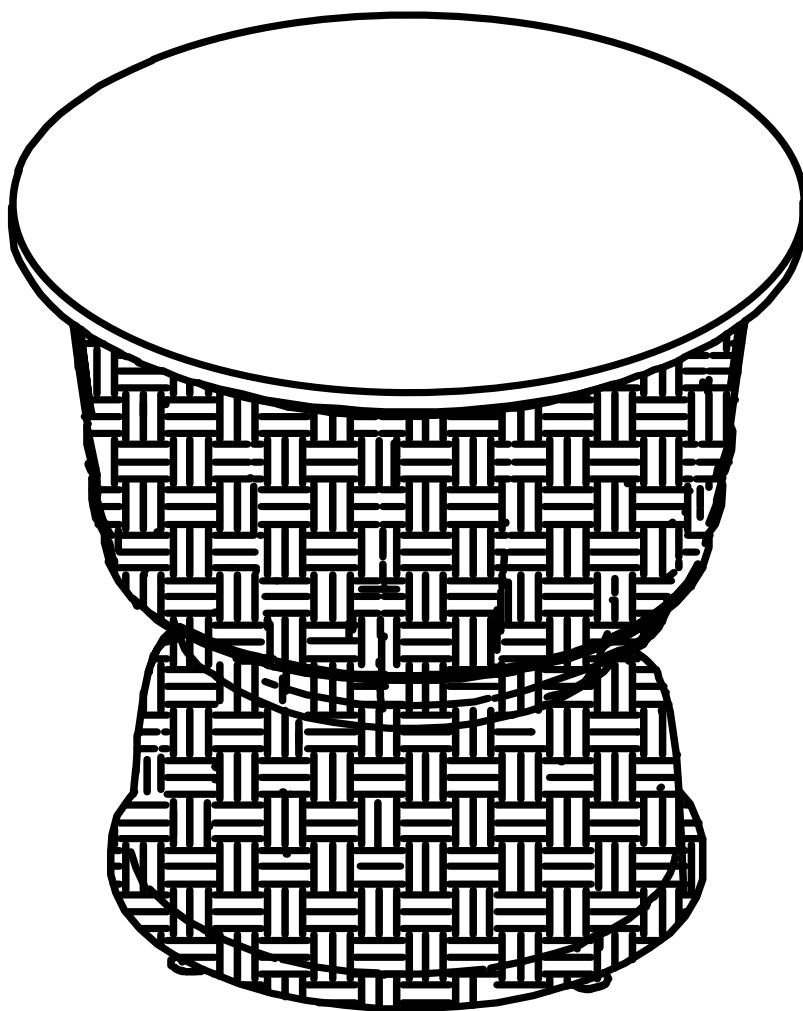
1



2



3



Produceret af: Dymak A/S
Glisholmvej 41
DK-5260 Odense S.
www.dymak.dk
info@dymak.dk